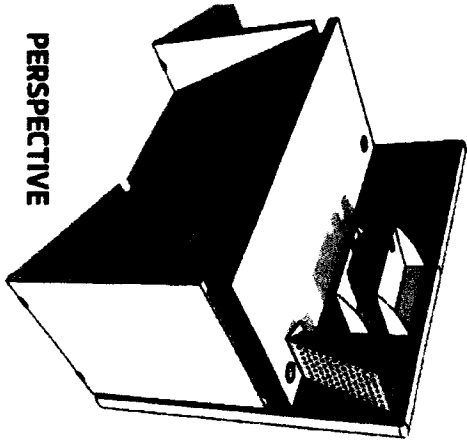


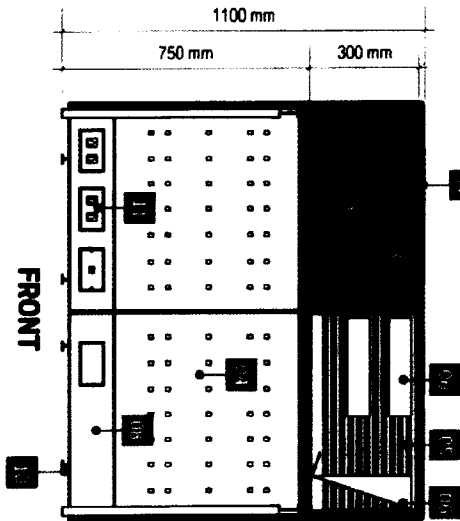
NOTES:

- WRITTEN DIMENSIONS ON THESE DRAWINGS SHALL HAVE PRECEDENCE OVER SCALED DIMENSIONS.
- CONTRACTOR/SUPPLIER SHALL VERIFY AND BE RESPONSIBLE FOR ALL DIMENSIONS AND CONDITIONS OF THE JOB.
- DISCREPANCIES BETWEEN DRAWINGS AND ACTUAL CONDITION MUST BE IMMEDIATELY FORWARDED TO PMED FOR RESOLUTION.
- SUPPLIER SHALL SUBMIT SHOP DRAWINGS TO PMED FOR APPROVAL PRIOR TO FABRICATION.
- SUPPLIER TO COORDINATE WITH THE END-USER ON THE SCHEDULE OF MOBILIZATION/ DELIVERY.
- SUPPLIER TO SUBMIT FIVE (5) YEARS WARRANTY CERTIFICATE AGAINST DEFECT IN PRODUCT AND WORKMANSHIP.

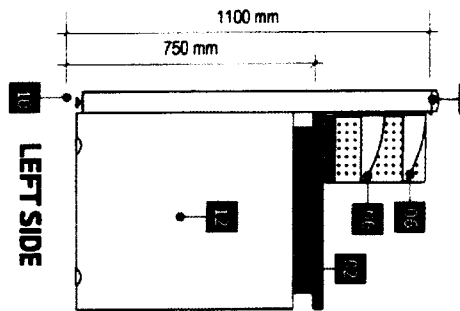
CLASSD



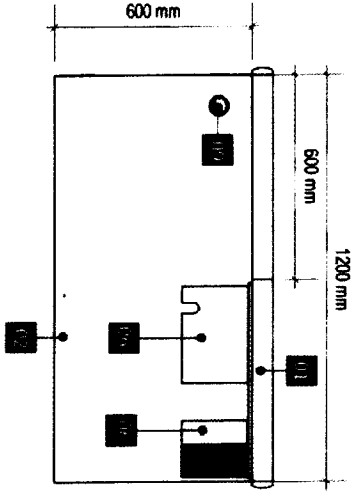
PERSPECTIVE



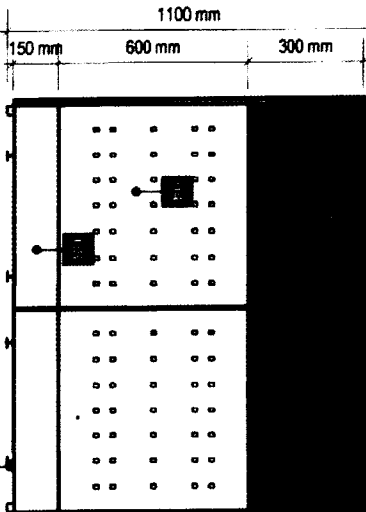
FRONT



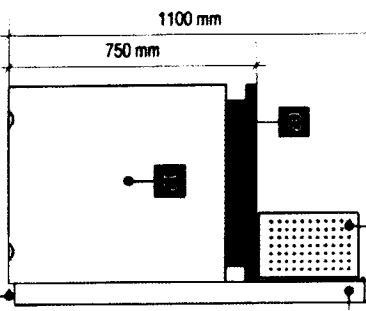
LEFT SIDE



PLAN



REAR



RIGHT SIDE

SPECIFICATIONS:

- 01 - ALUMINUM TOP / END CAP
- 02 - WORK TOP / COUNTER TOP
- 03 - FABRIC PANEL (TOP PANEL)
- 04 - PERFORATED METAL PANEL (BOTTOM PANEL)
- 05 - METAL GRILLE PANEL (FOR IN-AND-OUT TRAYS)
- 06 - METAL IN-AND-OUT TRAYS
- 07 - END SUPPORT PANEL
- 08 - BASE COVER / RACEWAY
- 09 - GROMMET CAP
- 10 - HEAVY DUTY ADJUSTABLE FOOT GLIDES
- 11 - PROVISION FOR CONVENIENCE DATA AND SPARE OUTLET
- 12 - MODESTY PANEL



LAND BANK OF THE PHILIPPINES
PROJECT MANAGEMENT & ENGINEERING DEPT.
 1598 M.H. DEL PILAR ST., CORNER DR. QUINTOS ST., MALABATE MANILA

TITLE:

CLERICAL WORKSTATION
1.2 M
(CUSTOMIZED)

LANDBANK STANDARD DETAILS & SPECIFICATIONS

RECOMMENDING APPROVAL:

[Signature]
 JESOL OL SAN PEDRO
 HEAD, PMED

DESIGN:

TSU-PNIED

SHEET NO.:

CW1.2
1 OF 2

DRAWN:

MOVNESS

DATE:

JUL Y 2020

REVIEWED:

J. MISLANG

DATE:

NOTES:

- WRITTEN DIMENSIONS ON THESE DRAWINGS SHALL HAVE PRECEDENCE OVER SCALED DIMENSIONS.
- CONTRACTOR/SUPPLIER SHALL VERIFY AND BE RESPONSIBLE FOR ALL DIMENSIONS AND CONDITIONS OF THE JOB.
- DISCREPANCIES BETWEEN DRAWINGS AND ACTUAL CONDITION MUST BE IMMEDIATELY FORWARDED TO PMED FOR RESOLUTION.
- SUPPLIER SHALL SUBMIT SHOP DRAWINGS TO PMED FOR APPROVAL PRIOR TO FABRICATION.
- SUPPLIER TO COORDINATE WITH THE END-USER ON THE SCHEDULE OF MOBILIZATION/DELIVERY.
- SUPPLIER TO SUBMIT FIVE (5) YEARS WARRANTY CERTIFICATE AGAINST DEFECT IN PRODUCT AND WORKMANSHIP.

CLASS D

DESCRIPTIONS

PANEL SYSTEM:
-FOR SEGMENTED AND COMPOSITE PANELS INCLUDING THE ELECTRICAL AND DATA PORT ACCESS.

HEIGHT:
-OVER-ALL PANEL HEIGHT SHALL BE 1100mm. (SEE ATTACHED LAYOUT)

WIDTH:
-WIDTH RANGING FROM 600mm and 1000mm. (SEE ATTACHED LAYOUT)

THICKNESS:
-PANEL THICKNESS SHALL BE GA. 16 COLD ROLLED METAL WITH A MINIMUM OF 62.5mm THK TO 75mm THK.

FABRIC (TOP PANEL):
-PANEL FABRIC SURFACE AREA SHOULD BE REMOVABLE AND CAN FIT BACK IN PLACE.

-ASSEMBLED THROUGH CLIP-ON CONNECTION WITH 6mm THK MDF TILE BACKING.

-FABRIC COLOR: GRAY (SUBJECT FOR APPROVAL)

PERFORATED METAL (BOTTOM PANEL):
-METAL PANEL SHALL BE GA. 18 METAL SHEET ON POWDER COATED FINISH.

-PANEL COLOR: GRAY (SUBJECT FOR APPROVAL)

FRAMES:
-FRAMES SHALL BE GA. 18 (MM) COLD ROLLED SHEET WITH NON-CORROSIVE PAINT FINISH.

-FABRICATION SHALL BE LIGHTWEIGHT WITH FINE DETAILS.

-COLOR: GRAY (SUBJECT FOR APPROVAL)

CAPPING AND END TRIMS:
-CAPPING SHALL BE ALUMINIUM ON POWDER COATED FINISH.

-PROVIDE HEAVY DUTY FOOT GLIDES FOR ALL PARTITIONS.

-COLOR: GRAY (SUBJECT FOR APPROVAL)


RACEWAY:
-SHOULD BE ABLE TO ACCOMMODATE A MAXIMUM OF TEN (10) WIRES AND TEN (10) CABLES.

-RACEWAY HEIGHT RANGING FROM 150mm TO 200mm.

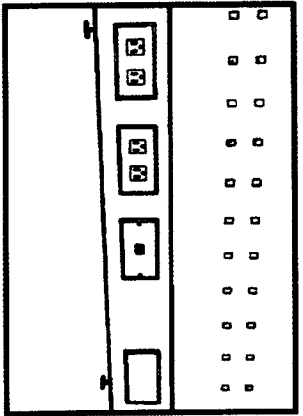
-INCLUDE PROVISIONS FOR TWO (2) UNIVERSAL CONVENIENCE OUTLETS, ONE (1) DATA OUTLET, AND ONE (1) SPARE OUTLET FOR EVERY PANEL.

WORK SURFACE:
-32mm THK MDF, HDF OR EQUIVALENT WITH 15mm THK HIGH PRESSURE LAMINATE (HPL) WITH T-MOULDING EDGES

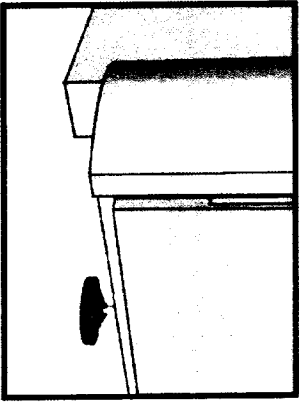
-COLOR: LIGHT BEIGE (SUBJECT FOR APPROVAL)



GROMMET CAP



RACEWAY



HEAVY DUTY ADJUSTABLE FOOT GLIDES

ACCESSORIES



LAND BANK OF THE PHILIPPINES
PROJECT MANAGEMENT & ENGINEERING DEPT.
1508 M.H. DEL PILAR ST., CORNER DR. QUINTOS ST., MALATE MANILA

TITLE:	RECOMMENDING APPROVAL:	DESIGN:	TSU-PMED	SHEET NO.:
--------	------------------------	---------	----------	------------

CLERICAL WORKSTATION
1.2 M
(CUSTOMIZED)

LANDBANK STANDARD DETAIL SPECIFICATIONS

[Signature]
HEAD PMED

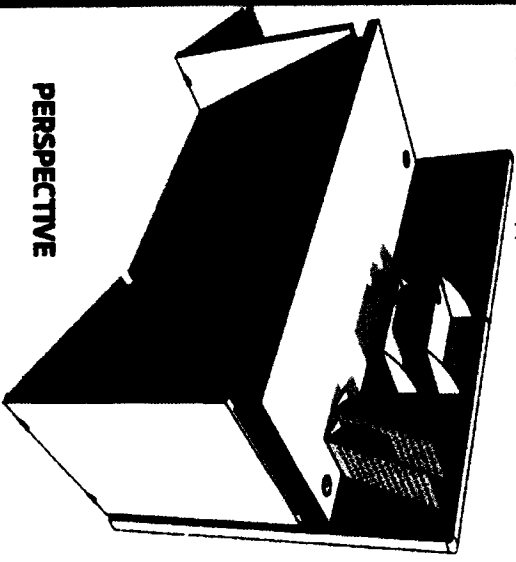
DESIGN:	MOVNESS
DATE:	JULY 2020
REVIEWED:	J. MISLANG
DATE:	

CW1.2
2 OF 2

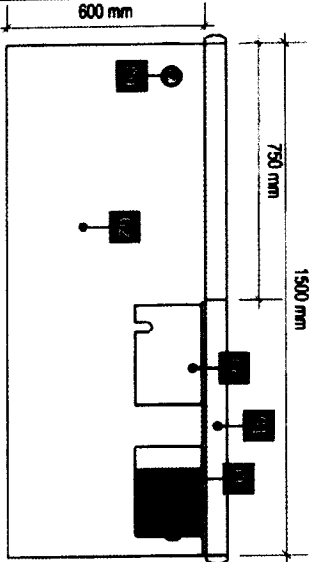
NOTES:

- WRITTEN DIMENSIONS ON THESE DRAWINGS SHALL HAVE PRECEDENCE OVER SCALED DIMENSIONS.
- CONTRACTOR/SUPPLIER SHALL VERIFY AND BE RESPONSIBLE FOR ALL DIMENSIONS AND CONDITIONS OF THE JOB.
- DISCREPANCIES BETWEEN DRAWINGS AND ACTUAL CONDITION MUST BE IMMEDIATELY FORWARDED TO PMED FOR RESOLUTION.
- SUPPLIER SHALL SUBMIT SHOP DRAWINGS TO PMED FOR APPROVAL PRIOR TO FABRICATION.
- SUPPLIER TO COORDINATE WITH THE END-USER ON THE SCHEDULE OF MOBILIZATION/DELIVERY.
- SUPPLIER TO SUBMIT FIVE (5) YEARS WARRANTY CERTIFICATE AGAINST DEFECT IN PRODUCT AND WORKMANSHIP.

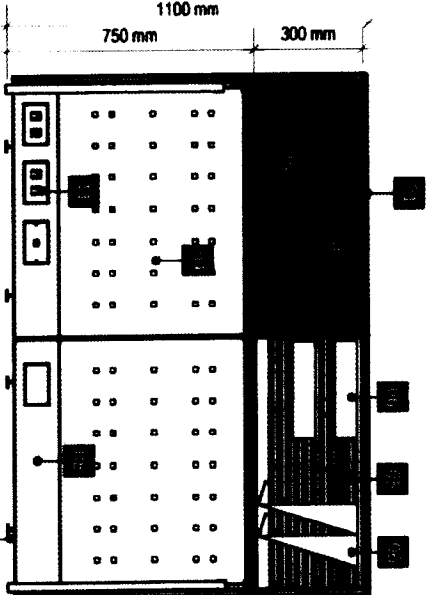
CLASS D



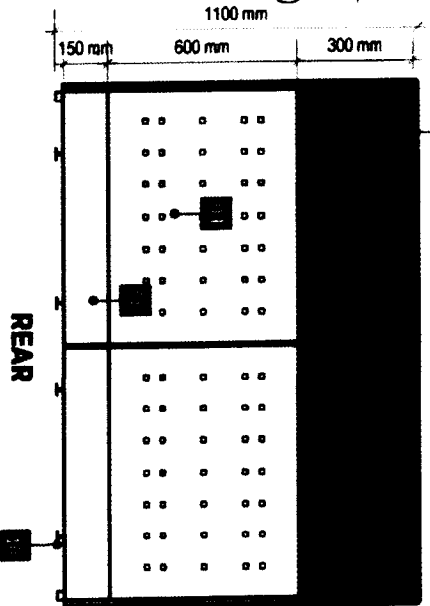
PERSPECTIVE



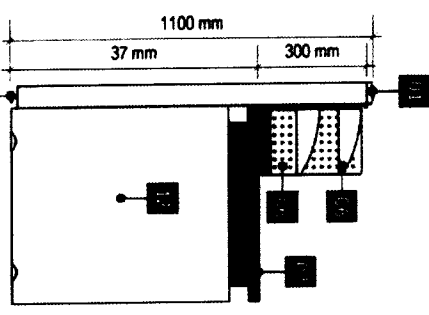
PLAN



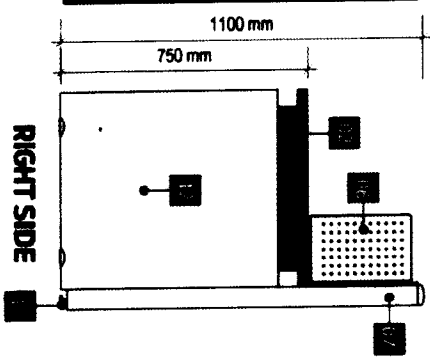
FRONT



REAR



LEFT SIDE



RIGHT SIDE

SPECIFICATIONS:

- 01 - ALUMINUM TOP / END CAP
- 02 - WORK TOP / COUNTER TOP
- 03 - FABRIC PANEL (TOP PANEL)
- 04 - PERFORATED METAL PANEL (BOTTOM PANEL)
- 05 - METAL GRILLE PANEL (FOR IN-AND-OUT TRAYS)
- 06 - METAL IN-AND-OUT TRAYS
- 07 - END SUPPORT PANEL
- 08 - BASE COVER / RACEWAY
- 09 - GROMMET CAP
- 10 - HEAVY DUTY ADJUSTABLE FOOT GLIDES
- 11 - PROVISION FOR CONVENIENCE DATA AND SPARE OUTLET
- 12 - MODESTY PANEL



LAND BANK OF THE PHILIPPINES
PROJECT MANAGEMENT & ENGINEERING DEPT.
 1588 M.H. DEL PILAR ST., CORNER DR. QUINTOS ST., MALATE MANILA

TITLE:

CLERICAL WORKSTATION
 1.5 M
 (CUSTOMIZED)

RECOMMENDING APPROVAL:

[Signature]
 HON. PMED

DESIGN:

TSU-PMED

SHEET NO.:

DRAWN:	NESS
DATE:	JULY 2020
REVIEWED:	J. INSILANG
DATE:	

CW1.5
1 OF 2

NOTES:

- WRITTEN DIMENSIONS ON THESE DRAWINGS SHALL HAVE PRECEDENCE OVER SCALED DIMENSIONS.
- CONTRACTOR/SUPPLIER SHALL VERIFY AND BE RESPONSIBLE FOR ALL DIMENSIONS AND CONDITIONS OF THE JOB.
- DISCREPANCIES BETWEEN DRAWINGS AND ACTUAL CONDITION MUST BE IMMEDIATELY FORWARDED TO PMED FOR RESOLUTION.
- SUPPLIER SHALL SUBMIT SHOP DRAWINGS TO PMED FOR APPROVAL PRIOR TO FABRICATION.
- SUPPLIER TO COORINATE WITH THE END-USER ON THE SCHEDULE OF MOBILIZATION/DELIVERY.
- SUPPLIER TO SUBMIT FIVE (5) YEARS WARRANTY CERTIFICATE AGAINST DEFECT IN PRODUCT AND WORKMANSHIP.

CLASS D

DESCRIPTIONS

PANEL SYSTEM:

-FOR SEGMENTED AND COMPOSITE PANELS INCLUDING THE ELECTRICAL AND DATA PORT ACCESS.

HEIGHT:

-OVER-ALL PANEL HEIGHT SHALL BE 1000mm. (SEE ATTACHED LAYOUT)

WIDTH:

-WIDTH RANGING FROM 600mm and 1000mm. (SEE ATTACHED LAYOUT)

THICKNESS:

-PANEL THICKNESS SHALL BE GA.16 COLD ROLLED METAL WITH A MINIMUM OF 02.5mm THK. TO 25mm THK. FABRIC (TOP PANEL);

-PANEL FABRIC SURFACE AREA SHOULD BE REMOVABLE AND CAN FIT BACK IN PLACE.

-ASSEMBLED THROUGH CLIP-ON CONNECTION WITH 6mm THK MDF TILE BACKING.

-FABRIC COLOR : GRAY (SUBJECT FOR APPROVAL)

-PERFORATED METAL (BOTTOM PANEL);

-METAL PANEL SHALL BE GA.18 METAL SHEET ON POWDER COATED FINISH.

-PANEL COLOR : GRAY (SUBJECT FOR APPROVAL)

FRAMES:

-FRAMES SHALL BE GA.18 (MM) COLD ROLLED SHEET WITH NON-CORROSIVE PAINT FINISH.

-FABRICATION SHALL BE LIGHTWEIGHT WITH FINE DETAILS.

-COLOR: GRAY (SUBJECT FOR APPROVAL)

-CAPPING AND END TRIMS:

-CAPPING SHALL BE ALUMINIUM ON POWDER COATED FINISH.

-PROVIDE HEAVY DUTY FOOT GLIDES FOR ALL PARTITIONS.

-COLOR : GRAY (SUBJECT FOR APPROVAL)

RACEWAY:

-SHOULD BE ABLE TO ACCOMMODATE A MAXIMUM OF TEN (10) WIRES AND TEN (10) CABLES.


-RACEWAY HEIGHT RANGING FROM 150mm TO 200mm.

-INCLUDE PROVISIONS FOR TWO (2) UNIVERSAL CONVENIENCE OUTLETS, ONE (1) DATA OUTLET AND ONE (1) SPARE OUTLET FOR EVERY PANEL.

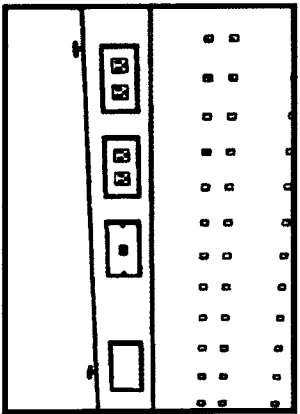
WORK SURFACE:

-32mm THK MDF OR EQUIVALENT WITH 15mm THK HIGH PRESSURE LAMINATE (HPL) WITH T-MOULDING EDGES


-COLOR: LIGHT BEIGE (SUBJECT FOR APPROVAL)



GROMMET CAP



RACEWAY



HEAVY DUTY ADJUSTABLE FOOT GLIDES

ACCESSORIES

	<p>LAND BANK OF THE PHILIPPINES PROJECT MANAGEMENT & ENGINEERING DEPT. 1508 M.H. DEL PILAR ST., CORNER DR. QUINTOS ST., MALATE MANILA</p>		<p>TITLE: CLERICAL WORKSTATION 1.5 M (CUSTOMIZED)</p>		<p>RECOMMENDING APPROVAL: RAUL D. SANCHEZ HEAD PANEL</p>		<p>DESIGN: TSU-PMED DRAWN: AESS DATE: JUL Y 2020 REVIEWED: J. INSILANG</p>		<p>SHEET NO: CW1.2 2 OF 2</p>	
	<p>LANDBANK STANDARD DETAILS SPECIFICATIONS</p>		<p>LANDBANK STANDARD DETAILS SPECIFICATIONS</p>		<p>DATE:</p>		<p>DATE:</p>		<p>DATE:</p>	

0-74

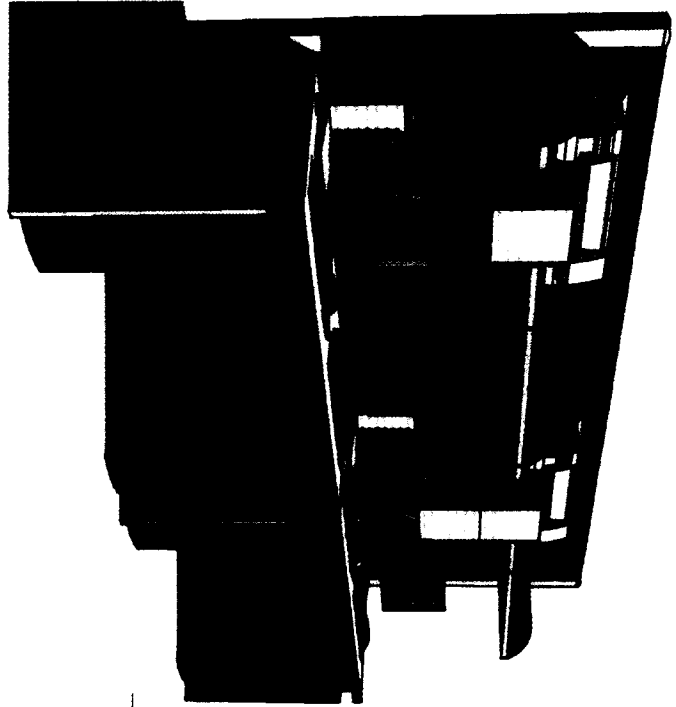
NOTES:

- WRITTEN DIMENSIONS ON THESE DRAWINGS SHALL HAVE PRECEDENCE OVER SCALED DIMENSIONS.
- CONTRACTOR/SUPPLIER SHALL VERIFY AND BE RESPONSIBLE FOR ALL DIMENSIONS AND CONDITIONS OF THE JOB.
- PWD MUST BE NOTIFIED IMMEDIATELY OF ANY VARIATIONS FROM THE DIMENSIONS AND CONDITIONS SHOWN IN THESE DRAWINGS.
- CONTRACTOR/SUPPLIER SHALL SUBMIT SHOP DRAWING AND PROTOTYPE TO PWD FOR APPROVAL BEFORE PRODUCTION.
- SUPPLIER TO SUBMIT FIVE (5) YEARS WARRANTY CERTIFICATE AGAINST ANY DEFECT IN PRODUCT AND WORKMANSHIP.

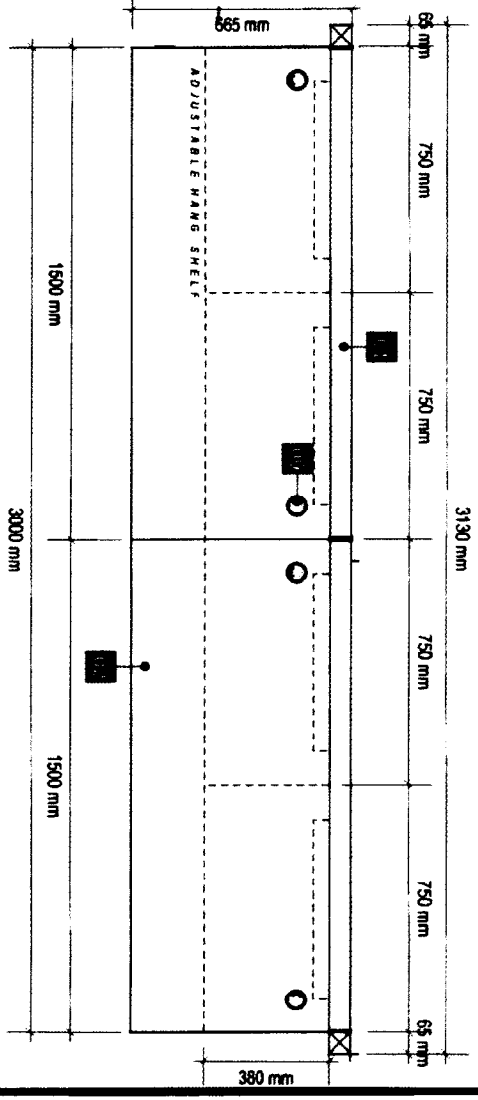
CLASS D

SPECIFICATIONS:



- 01 - ALUMINUM TOP / END CAP
- 02 - WORK TOP / COUNTER TOP
- 03 - FABRIC PANEL (MID-PANEL)
- 04 - PERFORATED METAL PANEL (BOTTOM PANEL)
- 05 - ADJUSTABLE HANG SHELF (FOR PRINTERS)
- 06 - END SUPPORT PANEL
- 07 - CORNER CONNECTOR POST
- 08 - BASE COVER / RACEWAY
- 09 - GRONMET CAP
- 10 - HEAVY DUTY ADJUSTABLE FOOT GUIDES
- 11 - CONVENIENCE OUTLET



PERSPECTIVE



PLAN

 <p>LAND BANK OF THE PHILIPPINES PROJECT MANAGEMENT & ENGINEERING DEPT. 1586 M.H. DEL PILAR ST., CORNER DR. QUINTOS ST., MALATE MANILA</p>	TITLE:	RECOMMENDING APPROVAL:	DESIGN:	SHEET NO:
	COMPUTER COUNTER	 D.L. SARMIENTO HEAD, PWD	TSU-PWD	CC 10F5
LANDBANK STANDARD DETAILS & SPECIFICATIONS			DRAWN: TSU-PWD DATE: JULY 2020 REVIEWED: J. MISLANG	

D-75


NOTES:

- WRITTEN DIMENSIONS ON THESE DRAWINGS SHALL HAVE PRECEDENCE OVER SCALED DIMENSIONS.
- CONTRACTOR/SUPPLIER SHALL VERIFY AND BE RESPONSIBLE FOR ALL DIMENSIONS AND CONDITIONS OF THE JOB.
- PAVED MUST BE NOTIFIED IMMEDIATELY OF ANY VARIATIONS FROM THE DIMENSIONS AND CONDITIONS SHOWN IN THESE DRAWINGS.
- CONTRACTOR/SUPPLIER SHALL SUBMIT SHOP DRAWING AND PROTOTYPE TO PAVED FOR APPROVAL BEFORE PRODUCTION.
- SUPPLIER TO SUBMIT FIVE (5) YEARS WARRANTY CERTIFICATE AGAINST ANY DEFECT IN PRODUCT AND WORKMANSHIP.

SPECIFICATIONS:

- 01 - ALUMINUM TOP / END CAP
- 02 - WORK TOP / COUNTER TOP
- 03 - FABRIC PANEL (MID-PANEL)
- 04 - PERFORATED METAL PANEL (BOTTOM PANEL)
- 05 - ADJUSTABLE HANG SHELF (FOR PRINTERS)
- 06 - END SUPPORT PANEL
- 07 - CORNER CONNECTOR POST
- 08 - BASE COVER / RACEWAY
- 09 - GROMMET CAP
- 10 - HEAVY DUTY ADJUSTABLE FOOT GLIDES
- 11 - CONVENIENCE OUTLET

CLASS D



FRONT



LAND BANK OF THE PHILIPPINES
PROJECT MANAGEMENT & ENGINEERING DEPT.
 1598 M.H. DEL PILAR ST., CORNER DR. QUINTOS ST., MALATE MANILA

TITLE: **COMPUTER COUNTER**

RECOMMENDING APPROVAL:

LAND BANK STANDARD DETAILS & SPECIFICATIONS

DESIGN: **TSU/PAVED**

DATE: **JULY 2020**

REVIEWED: **J. MANSANG**

DATE:

SHEET NO: **CC 20FS**

DATE:

DATE:

DATE:


NOTES:

- WRITTEN DIMENSIONS ON THESE DRAWINGS SHALL HAVE PRECEDENCE OVER SCALED DIMENSIONS.
- CONTRACTOR/SUPPLIER SHALL VERIFY AND BE RESPONSIBLE FOR ALL DIMENSIONS AND CONDITIONS OF THE JOB.
- PAVED MUST BE NOTIFIED IMMEDIATELY OF ANY VARIATIONS FROM THE DIMENSIONS AND CONDITIONS SHOWN IN THESE DRAWINGS.
- CONTRACTOR/SUPPLIER SHALL SUBMIT SHOP DRAWING AND PROTOTYPE TO PAVED FOR APPROVAL BEFORE PRODUCTION.
- SUPPLIER TO SUBMIT FIVE (5) YEARS WARRANTY CERTIFICATE AGAINST ANY DEFECT IN PRODUCT AND WORKMANSHIP.

SPECIFICATIONS:

- 01 - ALUMINUM TOP / END CAP
- 02 - WORK TOP / COUNTER TOP
- 03 - FABRIC PANEL (MID-PANEL)
- 04 - PERFORATED METAL PANEL (BOTTOM PANEL)
- 05 - ADJUSTABLE HANG SHELF (FOR PRINTERS)
- 06 - END SUPPORT PANEL
- 07 - CORNER CONNECTOR POST
- 08 - BASE COVER / RAEWAY
- 09 - GROMMET CAP
- 10 - HEAVY DUTY ADJUSTABLE FOOT GLIDES
- 11 - CONVENIENCE OUTLET

CLASS D



LAND BANK OF THE PHILIPPINES
PROJECT MANAGEMENT & ENGINEERING DEPT.
 1588 M.H. DEL PILAR ST., CORNER DR. QUINTOS ST., MALATE MANILA

TITLE:

COMPUTER COUNTER

LANDBANK STANDARD DETAILS & SPECIFICATIONS

RECOMMENDING APPROVAL:

[Signature]
 ENGR. D.L. SAMPANON
 HEAD, PMED

DESIGN: TSU-PMED

DRAWN: TSU-PMED

DATE: JULY 2009

REVIEWER: J. MSLANG

DATE:

SHEET NO:

CC

3 OF 5

D-77

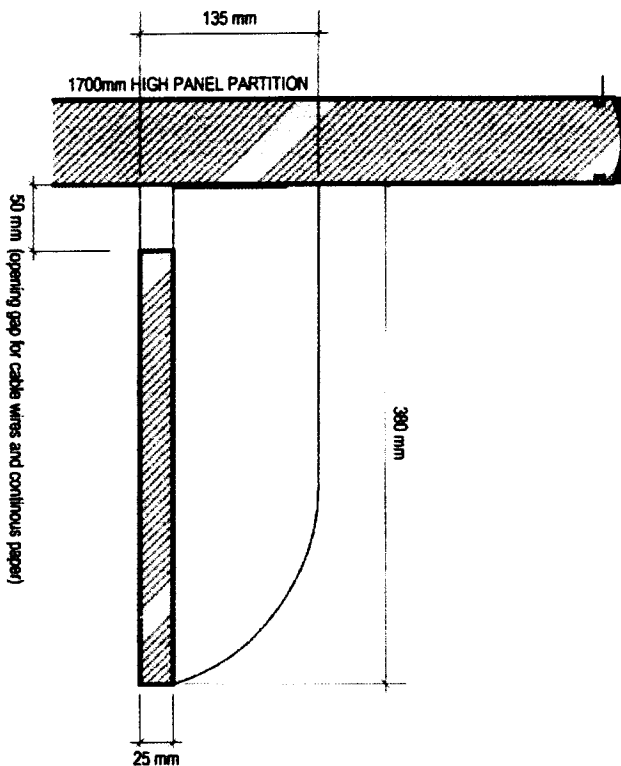
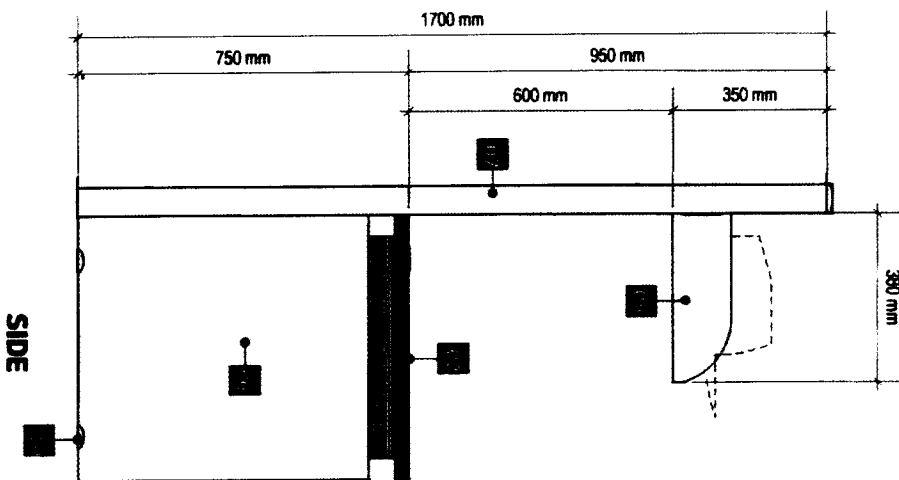
NOTES:

- WRITTEN DIMENSIONS ON THESE DRAWINGS SHALL HAVE PRECEDENCE OVER SCALED DIMENSIONS.
- CONTRACTOR/SUPPLIER SHALL VERIFY AND BE RESPONSIBLE FOR ALL DIMENSIONS AND CONDITIONS OF THE JOB.
- PLOTTED MUST BE NOTIFIED IMMEDIATELY OF ANY VARIATIONS FROM THE DIMENSIONS AND CONDITIONS SHOWN IN THESE DRAWINGS.
- CONTRACTOR/SUPPLIER SHALL SUBMIT SHOP DRAWING AND PROTOTYPE TO PLOTTED FOR APPROVAL BEFORE PRODUCTION.
- SUPPLIER TO SUBMIT FIVE (5) YEARS WARRANTY CERTIFICATE AGAINST ANY DEFECT IN PRODUCT AND WORKMANSHIP.

SPECIFICATIONS:

- 01 - ALUMINUM TOP / END CAP
- 02 - WORK TOP / COUNTER TOP
- 03 - FABRIC PANEL (MID-PANEL)
- 04 - PERFORATED METAL PANEL (BOTTOM PANEL)
- 05 - ADJUSTABLE HANG SHELF (FOR PRINTERS)
- 06 - END SUPPORT PANEL
- 07 - CORNER CONNECTOR POST
- 08 - BASE COVER / RACEWAY
- 09 - GROMMET CAP
- 10 - HEAVY DUTY ADJUSTABLE FOOT GLIDES
- 11 - CONVENIENCE OUTLET

CLASS D



LAND BANK OF THE PHILIPPINES
PROJECT MANAGEMENT & ENGINEERING DEPT.
 1998 M.H. DEL PILAR ST., CORNER DR. QUINTOS ST., MALAYTE MANILA

TITLE:		RECOMMENDING APPROVAL:		DESIGN: TSU-P/MSD		SHEET NO:	
COMPUTER COUNTER				DRAWN: TSU-P/MSD		CC	
LANDBANK STANDARD DETAILS & SPECIFICATIONS		Elio D.L. Samalago HEAD, PLOTTED		DATE: JULY 2020		4 OF 5	
				REVIEWED: J. MISLANO			
				DATE:			


D-78

DESCRIPTIONS


CLASS D




HANGING SHELVES (FOR PRINTER)




GROMMET CAP



HEAVY DUTY ADJUSTABLE FOOT GLIDES



RACEWAY



HANGING SHELVES (FOR PRINTER)

ACCESSORIES

- PANEL SYSTEM:**
- FOR SEGMENTED AND COMPOSITE PANELS INCLUDING THE ELECTRICAL AND DATA PORT ACCESS.
- HEIGHT:**
- OVER-ALL PANEL HEIGHT SHALL BE 1700mm. (SEE ATTACHED LAYOUT)
- WIDTH:**
- WIDTH RANGING FROM 600mm, 750mm, and 1500mm. (SEE ATTACHED LAYOUT)
- THICKNESS:**
- PANEL THICKNESS SHALL BE GA. 16 COLD ROLLED METAL WITH A MINIMUM OF 62.5mm THK TO 75mm THK FABRIC (TOP AND PANEL).
 - PANEL FABRIC SURFACE AREA SHOULD BE REMOVABLE AND CAN FIT BACK IN PLACE.
 - ASSEMBLED THROUGH CLIP-ON CONNECTION WITH 6mm THK MDF TILE BACKING.
 - FABRIC COLOR: GRAY (SUBJECT FOR APPROVAL)
- PERFORATED METAL (BOTTOM PANEL):**
- METAL PANEL SHALL BE GA. 18 METAL SHEET ON POWDER COATED FINISH.
 - PANEL COLOR: GRAY (SUBJECT FOR APPROVAL)
- FRAMES:**
- FRAMES SHALL BE GA. 18 (MIN) COLD ROLLED SHEET WITH NON-CORROSIVE PAINT FINISH.
 - FABRICATION SHALL BE LIGHTWEIGHT WITH FINE DETAILS.
 - COLOR: GRAY (SUBJECT FOR APPROVAL)
 - CAPPING AND END TRIMS:
 - CAPPING SHALL BE ALUMINIUM ON POWDER COATED FINISH.
 - PROVIDE HEAVY DUTY FOOT GLIDES FOR ALL PARTITIONS.
 - COLOR: GRAY (SUBJECT FOR APPROVAL)
- METAL GRILLE PANEL:**
- PANEL SHALL BE GA. 18 (MIN) COLD ROLLED SHEET ON POWDER COATED FINISH.
 - PROVIDE SLOTS FOR IN AND OUT TRAYS.
 - COLOR: GRAY (SUBJECT FOR APPROVAL)
- RACEWAY:**
- SHOULD BE ABLE TO ACCOMMODATE A MAXIMUM OF TEN (10) WIRES AND TEN (10) CABLES.
 - RACEWAY HEIGHT RANGING FROM 150mm TO 200mm.
 - INCLUDE PROVISIONS FOR TWO (2) UNIVERSAL CONVENIENCE OUTLETS, ONE (1) DATA OUTLET AND ONE (1) SPARE OUTLET FOR EVERY PANEL.
- IN AND OUT TRAYS:**
- TRAYS SHALL BE GA. 18 COLD ROLLED METAL SHEET ON POWDER COATED FINISH.
 - TRAY SLOTS TO BE FIRMLY ATTACHED TO METAL GRILLE FRAME.
 - COLOR: GRAY (SUBJECT FOR APPROVAL)
- WORK SURFACE:**
- 32mm THK MDF: HDF OR EQUIVALENT WITH 15mm THK HIGH PRESSURE LAMINATE (HPL) WITH T-MOULDING EDGES
 - COLOR: LIGHT BEIGE (SUBJECT FOR APPROVAL)
- ADJUSTABLE SHELF:**
- GA. 18 FORMED STEEL FULLY WELDED ASSEMBLY ON POWDER COATED FINISH
 - COLOR: GRAY (SUBJECT FOR APPROVAL)




LAND BANK OF THE PHILIPPINES
PROJECT MANAGEMENT & ENGINEERING DEPT.
1588 M.H. DEL PILAR ST., CORNER DR. QUINTOS ST., MALATE MANILA

TITLE:	COMPUTER COUNTER	RECOMMENDING APPROVAL:	DESIGN:	TSU-PAVED	SHEET NO.:
LANDBANK STANDARD DETAILS & SPECIFICATIONS		<i>[Signature]</i>	DRAWN:	TSU-PAVED	CC
			DATE:	JULY 2009	5 OF 5
			REVIEWED:	J. MISLANO	
			DATE:		

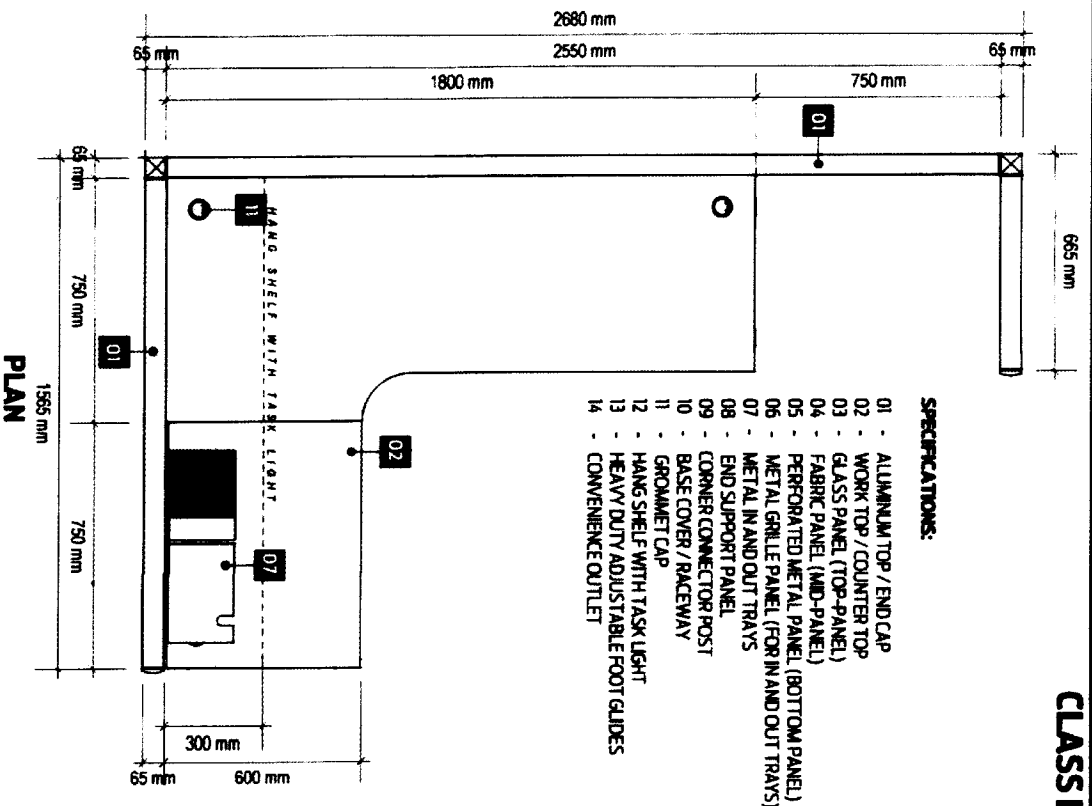
D-79

NOTES:

- WRITTEN DIMENSIONS ON THESE DRAWINGS SHALL HAVE PRECEDENCE OVER SCALED DIMENSIONS.
- CONTRACTOR/SUPPLIER SHALL VERIFY AND BE RESPONSIBLE FOR ALL DIMENSIONS AND CONDITIONS OF THE JOB.
- PAVED MUST BE NOTIFIED IMMEDIATELY OF ANY VARIATIONS FROM THE DIMENSIONS AND CONDITIONS SHOWN IN THESE DRAWINGS.
- CONTRACTOR/SUPPLIER SHALL SUBMIT SHOP DRAWING AND PROTOTYPE TO PAVED FOR APPROVAL BEFORE PRODUCTION.
- SUPPLIER TO SUBMIT FIVE (5) YEARS WARRANTY CERTIFICATE AGAINST DEFECT IN PRODUCT AND WORKMANSHIP.



PERSPECTIVE



SPECIFICATIONS:

- 01 - ALUMINUM TOP / END CAP
- 02 - WORK TOP / COUNTER TOP
- 03 - GLASS PANEL (TOP-PANEL)
- 04 - FABRIC PANEL (MID-PANEL)
- 05 - PERFORATED METAL PANEL (BOTTOM PANEL)
- 06 - METAL GRILLE PANEL (FOR IN AND OUT TRAYS)
- 07 - METAL IN AND OUT TRAYS
- 08 - END SUPPORT PANEL
- 09 - CORNER CONNECTOR POST
- 10 - BASE COVER / RACEWAY
- 11 - GROMMET CAP
- 12 - HANG SHELF WITH TASK LIGHT
- 13 - HEAVY DUTY ADJUSTABLE FOOT GLIDES
- 14 - CONVENIENCE OUTLET

CLASSD



LAND BANK OF THE PHILIPPINES
PROJECT MANAGEMENT & ENGINEERING DEPT.
1988 M.H. DEL PILAR ST., CORNER DR. QUINTOS ST., MALATE MANILA

TITLE:

DIVISION CHIEF WORKSTATION

LANDBANK STANDARD DETAILS & SPECIFICATIONS

RECOMMENDING APPROVAL:

[Signature]
HEAD, PAVED

DESIGNER: TSL-PAVED

DRAWN: TSL-PAVED

DATE: JULY 2022

REVIEWED: JMSLANG

DATE:

SHEET NO.:


DW
1 OF 5

NOTES:

- WRITTEN DIMENSIONS ON THESE DRAWINGS SHALL HAVE PRECEDENCE OVER SCALED DIMENSIONS.
- CONTRACTOR/SUPPLIER SHALL VERIFY AND BE RESPONSIBLE FOR ALL DIMENSIONS AND CONDITIONS OF THE JOB.
- PAIRED MUST BE NOTIFIED IMMEDIATELY OF ANY VARIATIONS FROM THE DIMENSIONS AND CONDITIONS SHOWN IN THESE DRAWINGS.
- CONTRACTOR/SUPPLIER SHALL SUBMIT SHOP DRAWING AND PROTOTYPE TO PAIRED FOR APPROVAL BEFORE PRODUCTION.
- SUPPLIER TO SUBMIT FIVE (5) YEARS WARRANTY CERTIFICATE AGAINST DEFECT IN PRODUCT AND WORKMANSHIP.

SPECIFICATIONS:

- 01 - ALUMINUM TOP / END CAP
- 02 - WORK TOP / COUNTER TOP
- 03 - GLASS PANEL (TOP-PANEL)
- 04 - FABRIC PANEL (MID-PANEL)
- 05 - PERFORATED METAL PANEL (BOTTOM PANEL)
- 06 - METAL GRILLE PANEL (FOR IN AND OUT TRAYS)
- 07 - METAL IN AND OUT TRAYS
- 08 - END SUPPORT PANEL
- 09 - CORNER CONNECTOR POST
- 10 - BASE COVER / RACEWAY
- 11 - GROMMET CAP
- 12 - HANG SHELF WITH TASK LIGHT
- 13 - HEAVY DUTY ADJUSTABLE FOOT GUIDES
- 14 - CONVENIENCE OUTLET



FRONT

CLASS D



LAND BANK OF THE PHILIPPINES
PROJECT MANAGEMENT & ENGINEERING DEPT.

1599 M.H. DEL PILAR ST., CORNER DR. QUINTOS ST., MALATE MANILA

TITLE:

DIVISION CHIEF WORKSTATION

LANDBANK STANDARD DETAILS & SPECIFICATIONS

RECOMMENDING APPROVAL:

[Signature]
 HEAD, PM&E

DESIGN: TSL/MEED

DRAWN: TSL/MEED

DATE: JULY 2020

REVIEWED: J.MISLANG

DATE:

SHEET NO.:

DW
20F5

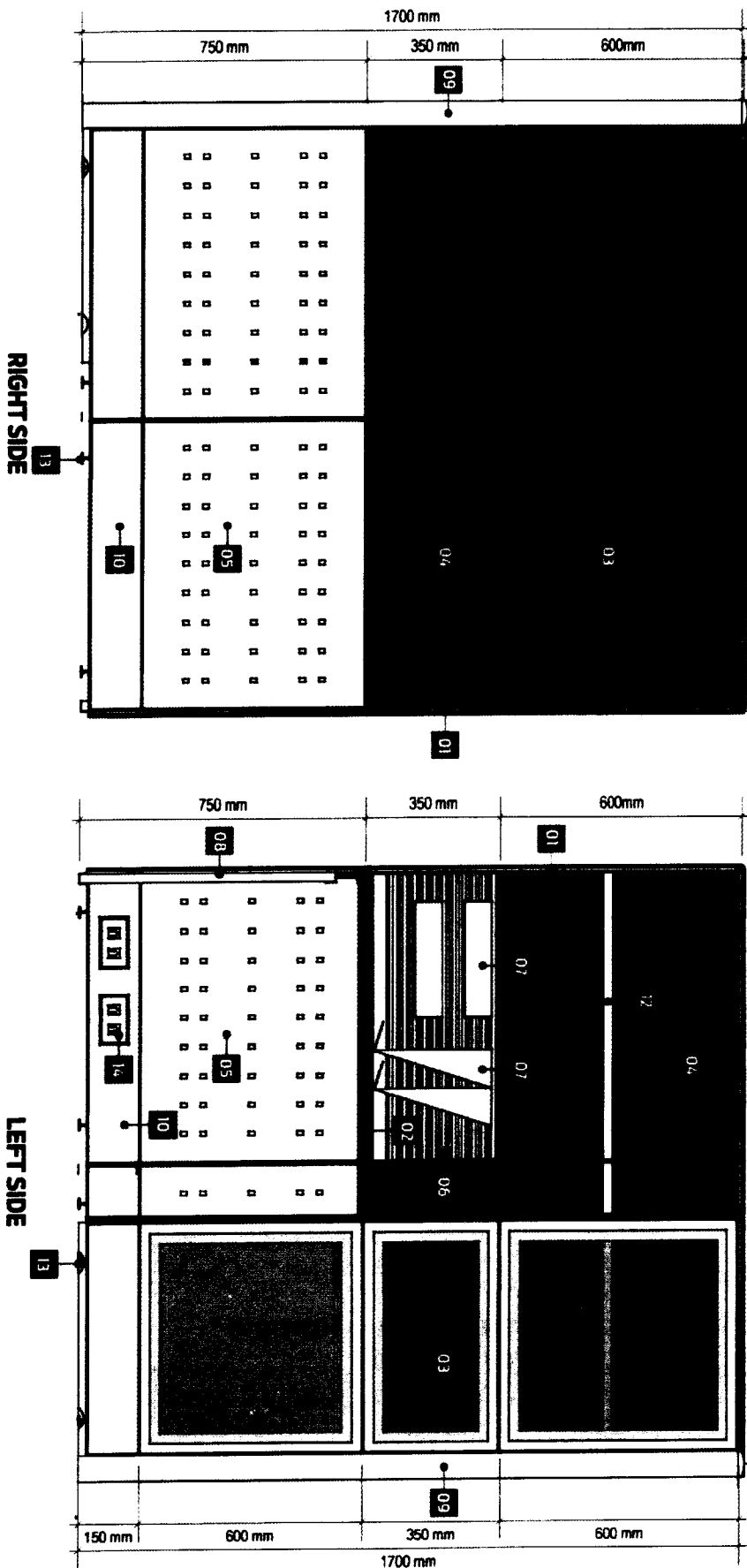
NOTES:

- WRITTEN DIMENSIONS ON THESE DRAWINGS SHALL HAVE PRECEDENCE OVER SCALED DIMENSIONS.
- CONTRACTOR/SUPPLIER SHALL VERIFY AND BE RESPONSIBLE FOR ALL DIMENSIONS AND CONDITIONS OF THE JOB.
- PNEID MUST BE NOTIFIED IMMEDIATELY OF ANY VARIATIONS FROM THE DIMENSIONS AND CONDITIONS SHOWN IN THESE DRAWINGS.
- CONTRACTOR/SUPPLIER SHALL SUBMIT SHOP DRAWINGS AND PROTOTYPE TO PNEID FOR APPROVAL BEFORE PRODUCTION.
- SUPPLIER TO SUBMIT FIVE (5) YEARS WARRANTY CERTIFICATE AGAINST DEFECT IN PRODUCT AND WORKMANSHIP.

SPECIFICATIONS:

- 01 - ALUMINIUM TOP / END CAP
- 02 - WORK TOP / COUNTER TOP
- 03 - GLASS PANEL (TOP-PANEL)
- 04 - FABRIC PANEL (MID-PANEL)
- 05 - PERFORATED METAL PANEL (BOTTOM PANEL)
- 06 - METAL GRILLE PANEL (FOR IN AND OUT TRAYS)
- 07 - METAL IN AND OUT TRAYS
- 08 - END SUPPORT PANEL
- 09 - CORNER CONNECTOR POST
- 10 - BASE COVER / RACEWAY
- 11 - GROMMET CAP
- 12 - HANG SHELF WITH TASK LIGHT
- 13 - HEAVY DUTY ADJUSTABLE FOOT GLIDES
- 14 - CONVENIENCE OUTLET

CLASS D



LAND BANK OF THE PHILIPPINES
PROJECT MANAGEMENT & ENGINEERING DEPT.
1598 M.H. DEL PILAR ST., CORNER DR. QUINTOS ST., MALATE MANILA

TITLE:
DIVISION CHIEF WORKSTATION
LANDBANK STANDARD DETAILS & SPECIFICATIONS

RECOMMENDING APPROVAL:
[Signature]
HEAD PANEL

DESIGN: TSL/PMED
DRAWN: TSL/PMED
DATE: JULY 2020
REVIEWED: J.M.S/LAND

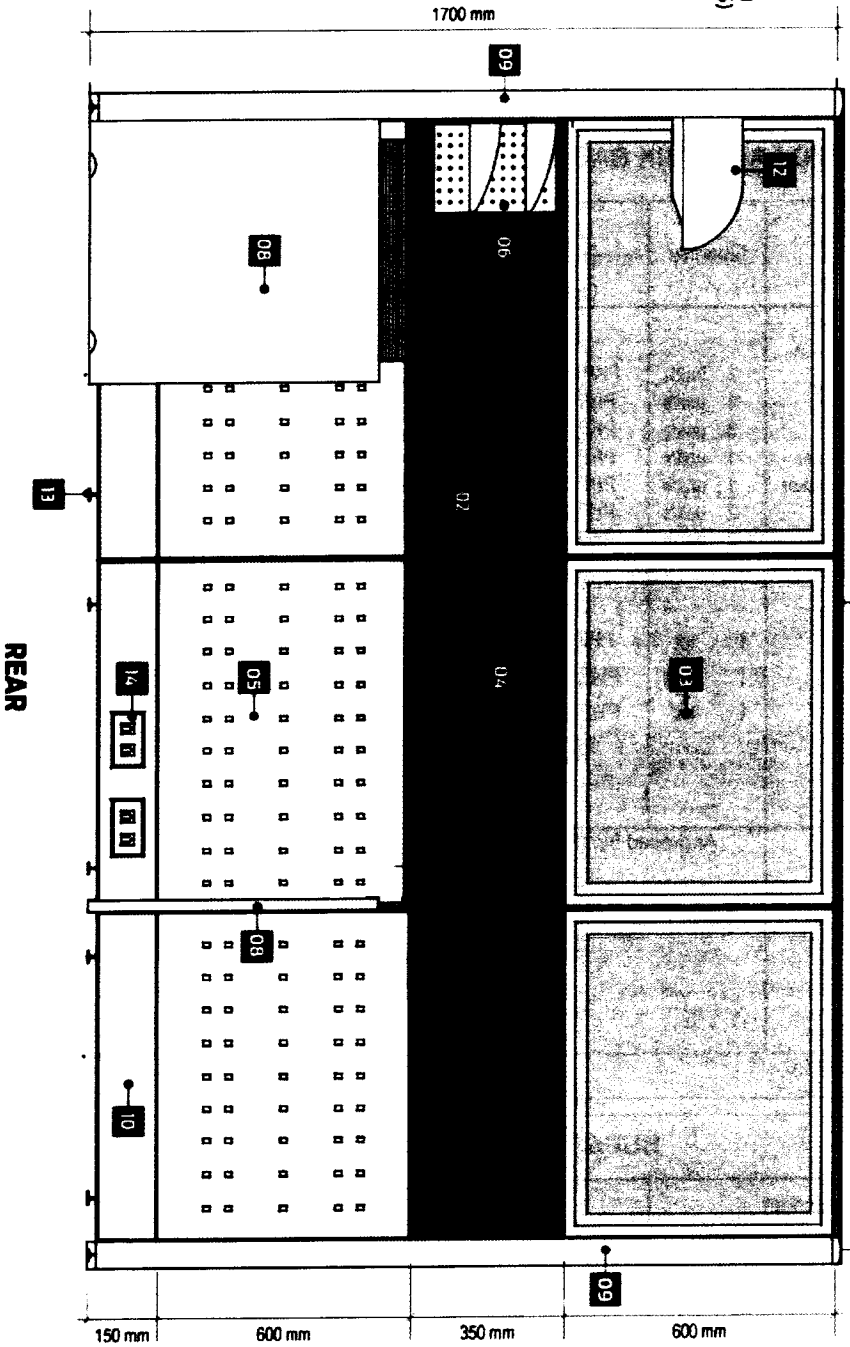
SHEET NO:
DW
3 OF 5

NOTES:

- WRITTEN DIMENSIONS ON THESE DRAWINGS SHALL HAVE PRECEDENCE OVER SCALED DIMENSIONS.
- CONTRACTOR/SUPPLIER SHALL VERIFY AND BE RESPONSIBLE FOR ALL DIMENSIONS AND CONDITIONS OF THE JOB.
- PAVED MUST BE NOTIFIED IMMEDIATELY OF ANY VARIATIONS FROM THE DIMENSIONS AND CONDITIONS SHOWN IN THESE DRAWINGS.
- CONTRACTOR/SUPPLIER SHALL SUBMIT SHOP DRAWINGS AND PROTOTYPE TO PAVED FOR APPROVAL BEFORE PRODUCTION.
- SUPPLIER TO SUBMIT FIVE (5) YEARS WARRANTY CERTIFICATE AGAINST DEFECT IN PRODUCT AND WORKMANSHIP.

SPECIFICATIONS:

- 01 - ALUMINUM TOP / END CAP
- 02 - WORK TOP / COUNTER TOP
- 03 - GLASS PANEL (TOP-PANEL)
- 04 - FABRIC PANEL (MID-PANEL)
- 05 - PERFORATED METAL PANEL (BOTTOM PANEL)
- 06 - METAL GRILLE PANEL (FOR IN AND OUT TRAYS)
- 07 - METAL IN AND OUT TRAYS
- 08 - END SUPPORT PANEL
- 09 - CORNER CONNECTOR POST
- 10 - BASE COVER / RACEWAY
- 11 - GROMMET CAP
- 12 - HANG SHELF WITH TASK LIGHT
- 13 - HEAVY DUTY ADJUSTABLE FOOT GUIDES
- 14 - CONVENIENCE OUTLET



CLASSD



LAND BANK OF THE PHILIPPINES
PROJECT MANAGEMENT & ENGINEERING DEPT.
 1500 M.H. DEL PILAR ST., CORNER DR. QUINTOS ST., MALATE MANILA

TITLE: **DIVISION CHIEF WORKSTATION**
 LANDBANK STANDARD DETAILS & SPECIFICATIONS

RECOMMENDING APPROVAL:

 DANILLO D.L. SAMALINDA
 HEAD, PAVED

DESIGN: TSL/PAVED
 DRAWN: TSL/PAVED
 DATE: JULY 2020
 REVIEWED: J. ANSLAND
 DATE:


SHEET NO.: **DW 4 OF 5**

DESCRIPTIONS


CLASS D



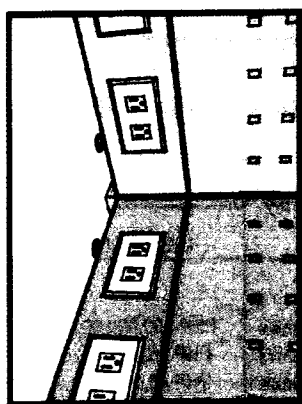
IN AND OUT TRAYS




GROMMET CAP



HEAVY DUTY ADJUSTABLE FOOT GUIDES



RACEWAY



HANGING SHELVES WITH TASK LIGHT

ACCESSORIES

- PANEL SYSTEM:
 -FOR SEGMENTED AND COMPOSITE PANELS INCLUDING THE ELECTRICAL AND DATA PORT ACCESS.
 HEIGHT:
 -OVER-ALL PANEL HEIGHT SHALL BE 1700mm (SEE ATTACHED LAYOUT)
 WIDTH:
 -WIDTH RANGING FROM 600mm, 750mm, 900mm, 1000mm and 1800mm. (SEE ATTACHED LAYOUT)
 THICKNESS:
 -PANEL THICKNESS SHALL BE GA. 16 COLD ROLLED METAL WITH A MINIMUM OF 62.5mm THK TO 75mm THK.
 GLASS (TOP PANEL):
 -DOUBLE GLASS WALL SHALL BE 6mm THK TEMPERED WITH 50mm THK ALUM. FRAME ON POWDER COATED FINISH.
 -ASSEMBLED THROUGH CLIP-ON CONNECTION.
 -COLOR : GRAY (SUBJECT FOR APPROVAL)
 FABRIC (TOP/MID PANEL):
 -PANEL FABRIC SURFACE AREA SHOULD BE REMOVABLE AND CAN FIT BACK IN PLACE.
 -ASSEMBLED THROUGH CLIP-ON CONNECTION WITH 6mm THK MDF TILE BACKING.
 -FABRIC COLOR : GRAY (SUBJECT FOR APPROVAL)
 PERFORATED METAL (BOTTOM PANEL):
 -METAL PANEL SHALL BE GA. 18 METAL SHEET ON POWDER COATED FINISH.
 -PANEL COLOR : GRAY (SUBJECT FOR APPROVAL)
 FRAMES:
 -FRAMES SHALL BE GA. 18 (MIN) COLD ROLLED SHEET WITH NON-CORROSIVE PAINT FINISH.
 -FABRICATION SHALL BE LIGHTWEIGHT WITH FINE DETAILS.
 -COLOR : GRAY (SUBJECT FOR APPROVAL)
 CARPING AND END TRIMS:
 -CARPING SHALL BE ALUMINIUM ON POWDER COATED FINISH.
 -PROVIDE HEAVY DUTY FOOT GUIDES FOR ALL PARTITIONS.
 -COLOR : GRAY (SUBJECT FOR APPROVAL)
 METAL GRILLE PANEL:
 -PANEL SHALL BE GA. 18 (MIN) COLD ROLLED SHEET ON POWDER COATED FINISH.
 -PROVIDE SLOTS FOR IN AND OUT TRAYS.
 -COLOR : GRAY (SUBJECT FOR APPROVAL)
 RACEWAY:
 -SHOULD BE ABLE TO ACCOMMODATE A MAXIMUM OF TEN (10) WIRES AND TEN (10) CABLES.
 -RACEWAY HEIGHT RANGING FROM 150mm TO 200mm.
 -INCLUDE PROVISIONS FOR TWO (2) UNIVERSAL CONVENIENCE OUTLETS, ONE (1) DATA OUTLET, AND ONE (1) SPARE OUTLET FOR EVERY PANEL.
 IN AND OUT TRAYS:
 -TRAYS SHALL BE GA. 18 COLD ROLLED METAL SHEET ON POWDER COATED FINISH.
 -TRAY SLOTS TO BE FIRMLY ATTACHED TO METAL GRILLE FRAME.
 -COLOR : GRAY (SUBJECT FOR APPROVAL)
 WORK SURFACE:
 -32mm THK MDF, HDF OR EQUIVALENT WITH 15mm THK HIGH PRESSURE LAMINATE (HPL) WITH T-RIBBING EDGES
 -COLOR : LIGHT BEIGE (SUBJECT FOR APPROVAL)
 HANGING SHELVES:
 -GA 18 FORMED STEEL FULLY WELDED ASSEMBLY ON POWDER COATED FINISH
 -COLOR : GRAY (SUBJECT FOR APPROVAL)
 TASK LIGHT:
 -UNDER SHELF TASK LIGHT WITH COMPLETE ACCESSORIES, COVER AND ELECTRICAL WORKS

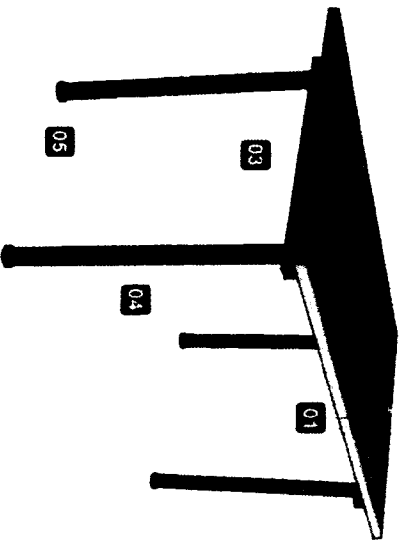


LAND BANK OF THE PHILIPPINES
 PROJECT MANAGEMENT & ENGINEERING DEPT.
 1599 M.H. DEL PILAR ST., CORNER DR. QUINTOS ST., MALATE MANILA

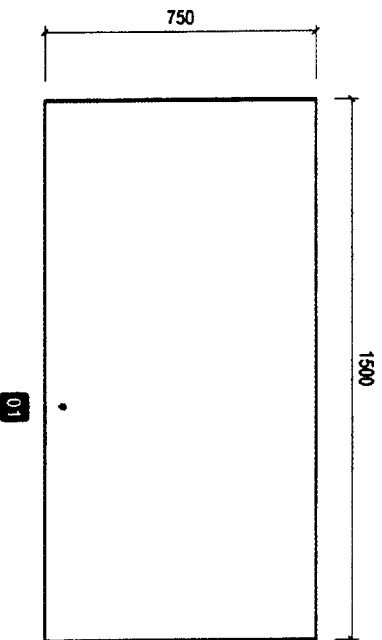
TITLE:	DIVISION CHIEF WORKSTATION
LAND BANK STANDARD DETAILS & SPECIFICATIONS	

RECOMMENDING APPROVAL:	DESIGN:	TSL-PMED
<i>[Signature]</i>	DRAWN:	TSL-PMED
	DATE:	JULY 2020
	REVIEWED:	JMS/LAND
	DATE:	

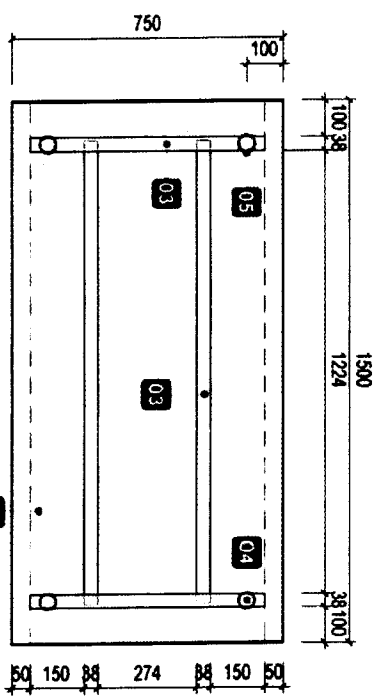
SHEET NO:	DW
	5 OF 5



PERSPECTIVE

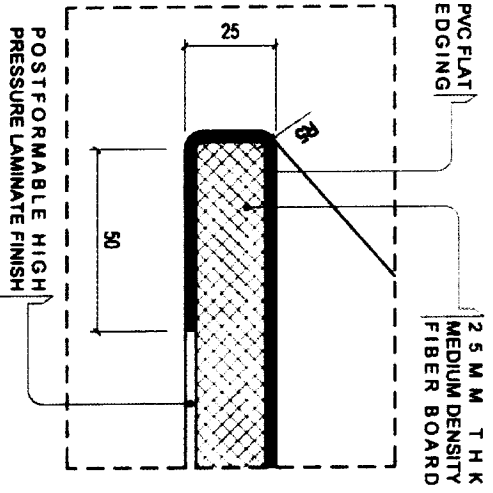


PLAN
SCALE: 1:20

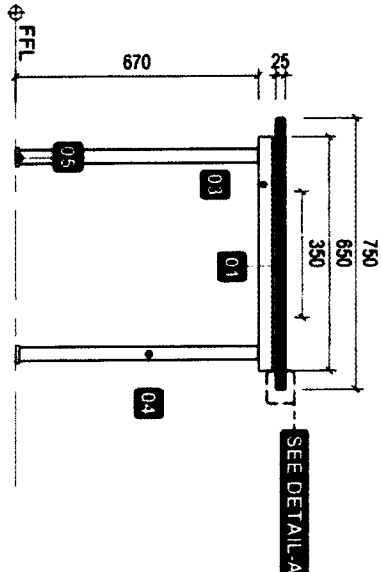


UNDERSIDE VIEW
SCALE: 1:20

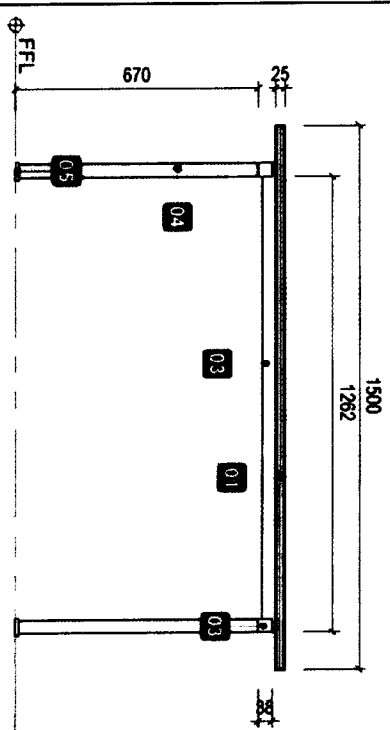
CLASS D



DETAIL-A



SIDE VIEW
SCALE: 1:20



FRONT VIEW
SCALE: 1:20



LANDBANK OF THE PHILIPPINES
PROJECT MANAGEMENT & ENGINEERING DEPT
1846 M. H. DEL. PLAZA ST., CORNER DR. QUINTOS ST., MALATE
MANILA

PROJECT TITLE:

CONFERENCE TABLE

LANDBANK STANDARD DETAILS AND SPECIFICATIONS

APPROVED BY:

Enrico D.J. Bermudez
ENRICO D.J. BERMUDEZ
HEAD, TMSD

SHEET CONTENTS:

PERSPECTIVE
PLANS
ELEVATIONS
DETAILS

DESIGN: P. DELA CRUZ
DRAWN: M. DELA CRUZ
DATE: 14 FEBRUARY 2008
CHECKED: J. DELA CRUZ
REV. DATE:

SHEET NO:

A-1

4-07-01

D-85



DESCRIPTION / SPECIFICATION

CLASS D

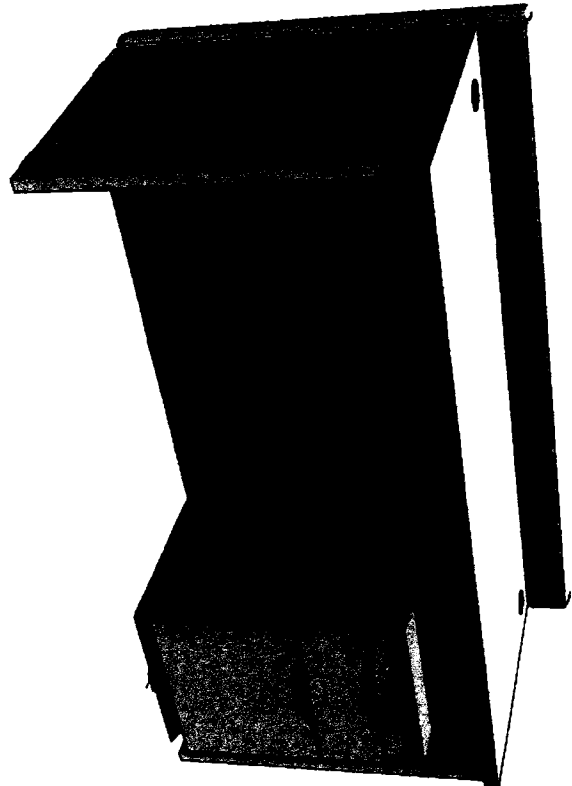
- 01 - TABLE TOP
 - 1500MM x 750mm x 25mm THK. HDF/MDF TABLE
 - WITH POSTFORMABLE HIGH PRESSURE LAMINATE
 - COLOR: OFF WHITE
 - SHORT TABLE EDGE SHOULD BE TORUS AND PROVIDED WITH RUBBER OR PVC PLASTIC EDGE MouldING; COLOR: BLACK (SEE DETAIL-A)
 - LONG TABLE EDGE FINISH SHOULD BE CONTINUOUS FROM THE TOP SURFACE DOWN TO THE UNDERSIDE SURFACE
- 02 - UNDERSIDE SURFACE
 - COLOR: GRAY
 - LAMINATE FINISH
- 03 - TABLE TOP FRAME SUPPORT
 - 38mm X 38mm THK. FLAT BAR POWDER COATED OR AS PER MANUFACTURERS STANDARD
 - COLOR: GRAY
- 4 - TABLE LEGS
 - 38mm Ø THK. TUBULAR STEEL POWDER COATED
 - COLOR: GRAY
- 06 - TABLE LEG GLIDER
 - 38mm Ø HEAVY DUTY METAL ADJUSTABLE TABLE LEG GLIDERS
 - COLOR: GRAY

RECTANGULAR OFFICE TABLE GENERAL NOTES / TERMS OF REFERENCE:

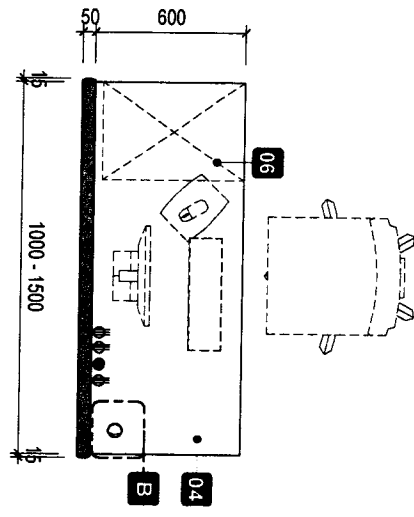
- a. SUPPLIER TO SUBMIT A WARRANTY CERTIFICATE OF 3 YEARS AGAINST ANY DEFECT IN PRODUCT AND WORKMANSHIP
- b. SUPPLIER TO SUBMIT DETAILED DRAWINGS PRINTED ON A4 SIZE PAPER WITH THE SUPPLIER'S OFFICIAL LETTERHEAD AND MOCK-UP UNIT TO PMED FOR POST QUALIFICATION EVALUATION
- c. SUPPLIER VERIFY AND BE RESPONSIBLE FOR ALL DIMENSIONS AND CONDITIONS OF THE JOB
- d. SUPPLIER TO COORDINATE WITH THE END-USER ON THE SCHEDULE OF MOBILIZATION/DELIVERY OF THE SAID ITEM.
- e. SUPPLIER TO SUBMIT (AS PART OF THE DOCUMENTARY REQUIREMENTS) TO PMED, THE PHOTOS OF ACTUAL INSTALLED ITEMS. (CLOSE-UP AND FULL VIEW OF THE SAID ITEM)

	<p>LANDBANK OF THE PHILIPPINES PROJECT MANAGEMENT & ENGINEERING DEPT. 1888 M.H. DEL PILAR ST., CORNER DR. QUINTOS ST., MALATE, MANILA</p>	<p>PROJECT TITLE: CONFERENCE TABLE</p>	<p>APPROVED BY:  ENRICO D.J. CAMANIGO HEAD, PMED</p>	<p>SHEET CONTENTS: GENERAL NOTES TERMS OF REFERENCE DESCRIPTIONS/SPECIFICATION</p>		<p>DESIGN: PMED-TSU DRAWN: MESS DATE: 14 FEBRUARY 2008 CHECKED: J. MULLAND REV. DATE:</p>	<p>SHEET NO: A-2 4-07-01</p>
---	--	---	--	--	--	---	---

D-86




PERSPECTIVE



PLAN
SCALE: 1:30

- DESCRIPTION**
- 01 - FABRIC PANEL (TOP PANEL)
 - 02 - PERFORATED PANEL (BOTTOM PANEL)
 - 03 - RACEWAY (MID)
 - 04 - WORK SURFACE
 - 05 - END SUPPORT PANEL
 - 06 - MOBILE PEDESTAL



LAND BANK OF THE PHILIPPINES

PROJECT MANAGEMENT & ENGINEERING DEPT.
1598 M.H. DEL PILAR ST., CORNER DR. QUINTOS ST., MALATE, MANILA

PROJECT TITLE:

**CLERICAL WORKSTATION -
LOW PANEL (TYPE 3)**

LANDBANK STANDARD DETAILS AND SPECIFICATIONS

APPROVED BY:

Enrico D. Samaniego
ENRICO D. SAMANIEGO
HEAD, PMED

SHEET CONTENTS:

PERSPECTIVE
PLAN
DESCRIPTION

DESIGN: PMED-TSU

DRAWN: SARA

DATE: 12 JUNE 2021

CHECKED: M. PADUA

CHECKED: J. MISLANG

SHEET NO:

A-1

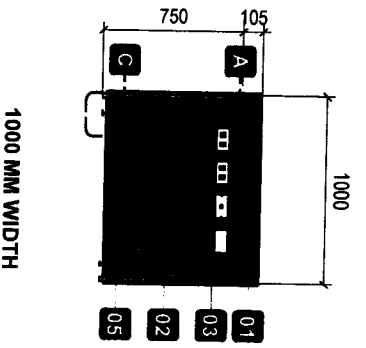
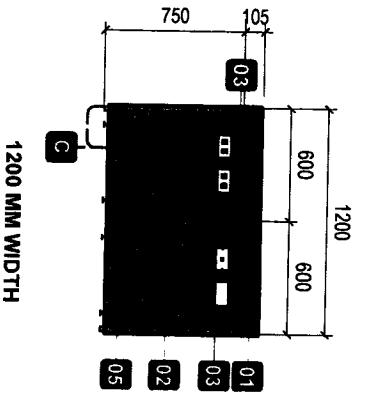
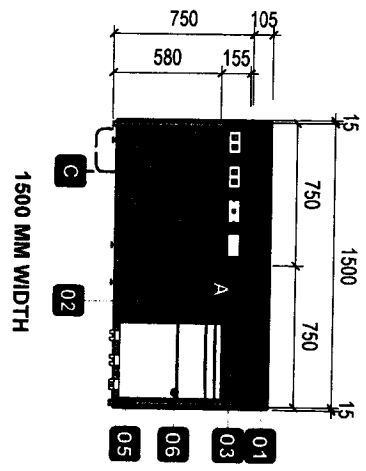
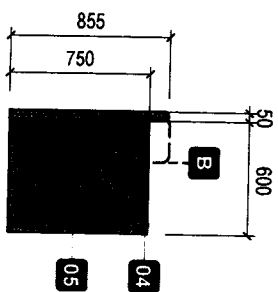
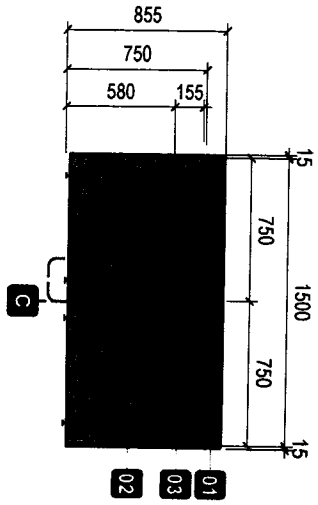
4-CWL-P-17

**CLERICAL WORKSTATION
GENERAL NOTES /
TERMS OF REFERENCE:**

- a. SUPPLIER TO SUBMIT A WARRANTY CERTIFICATE OF 3 YEARS AGAINST ANY DEFECT IN PRODUCT AND WORKMANSHIP.
- b. SUPPLIER TO SUBMIT DETAILED DRAWINGS PRINTED ON A4 SIZE PAPER WITH THE SUPPLIER'S OFFICIAL LETTERHEAD AND MOCK-UP UNIT TO PMED FOR POST QUALIFICATION EVALUATION.
- c. WRITTEN DIMENSION ON THE DRAWINGS SHALL HAVE PRECEDENCE OVER SCALED DIMENSIONS.
- d. SUPPLIER SHALL VERIFY AND BE RESPONSIBLE FOR ALL DIMENSIONS AND CONDITIONS ON THE JOB.
- e. DISCREPANCIES BETWEEN DRAWINGS AND ACTUAL CONDITION MUST BE IMMEDIATELY FORWARDED TO PMED FOR RESOLUTION.
- f. SUPPLIER TO COORDINATE WITH THE END-USER ON THE SCHEDULE OF MOBILIZATION/DELIVERY OF THE SAID ITEM.
- g. SUPPLIER TO SUBMIT (AS PART OF THE DOCUMENTARY REQUIREMENTS) TO PMED THE PHOTOS OF ACTUAL INSTALLED ITEMS. (CLOSE-UP AND FULL VIEW OF THE SAID ITEM)

DESCRIPTION

- 01 - FABRIC PANEL (TOP PANEL)
- 02 - PERFORATED PANEL (BOTTOM PANEL)
- 03 - RACEWAY (MID)
- 04 - WORK SURFACE
- 05 - END SUPPORT PANEL
- 06 - MOBILE PEDESTAL



REAR VIEW

SCALE: 1:40

LAND BANK OF THE PHILIPPINES

PROJECT MANAGEMENT & ENGINEERING DEPT.
1998 M.H. DEL PILAR ST., CORNER DR. QUINTOS ST., MALATE, MANILA

PROJECT TITLE:

**CLERICAL WORKSTATION -
LOW PANEL (TYPE 3)**

LANDBANK STANDARD DETAILS AND SPECIFICATIONS

APPROVED BY:

[Signature]

ERICICO DJ. SAGANIEGO
HEAD, PMED

SHEET CONTENTS:

ELEVATIONS
GENERAL NOTES
DESCRIPTION


DESIGN: PMED.TSU
DRAWN: SARA

SHEET NO:

DATE: 12 JUNE 2021
CHECKED: M. PAOUSA
CHECKED: J. MISLANG


A-2

4-CMPL-17



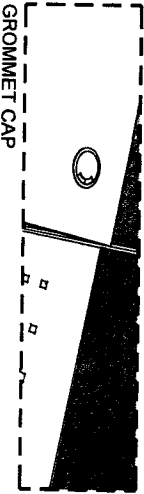
DESCRIPTION/SPECIFICATION

CLASS D

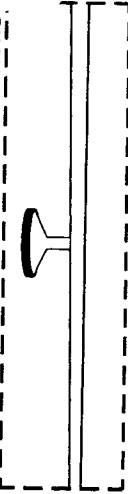


RACEWAY WITH 1 DATA CABLE OUTLET, 2 UNIVERSAL CONVENIENCE OUTLETS AND 1 SPARE OUTLET

DETAIL-A



DETAIL-B



DETAIL-C

DESCRIPTION/SPECIFICATION

01 - FABRIC PANEL (TOP PANEL)

- PANEL FABRIC SURFACE AREA SHOULD BE REMOVABLE AND CAN FIT BACK IN PLACE
- ASSEMBLED THROUGH CLIP-ON CONNECTION
- FABRIC COLOR: PANTONE COOL GRAY 10C (SUBJECT FOR APPROVAL)

02 - PERFORATED METAL PANEL (BOTTOM PANEL)

- METAL PANEL SHALL BE GA.18 METAL SHEET ON POWDER COATED FINISH.
- PANEL COLOR: PANTONE COOL GRAY 5C (SUBJECT FOR APPROVAL)

PANEL SYSTEM

- FOR SEGMENTED AND COMPOSITE PANELS INCLUDING THE ELECTRICAL AND DATA PORT ACCESS.
- OVER-ALL PANEL HEIGHT SHALL BE 855mm.
- WIDTH RANGING FROM 600mm, 750mm, 1000mm, 1200mm AND 1500mm
- PANEL THICKNESS SHALL BE GA. 16 COLD ROLLED METAL WITH A MINIMUM OF 50mm THK.
- FRAMES SHALL BE GA.18 (MIN) COLD ROLLED SHEET WITH NON-CORROSIVE PAINT FINISH.
- FABRICATION SHALL BE LIGHTWEIGHT WITH FINE DETAILS.
- COLOR: PANTONE COOL GRAY 5C (SUBJECT FOR APPROVAL)
- CAPING SHALL BE ALUMINUM ON POWDER COATED FINISH.
- PROVIDE HEAVY DUTY FOOT GLIDES FOR ALL PARTITIONS. (SEE DETAIL-C)
- COLOR: PANTONE COOL GRAY 5C (SUBJECT FOR APPROVAL)

03 - RACEWAY

- SHOULD BE ABLE TO ACCOMMODATE A MINIMUM OF TEN (10) WIRES AND TEN (10) CABLES.
- RACEWAY HEIGHT MUST RANGE FROM 150mm to 200mm; INCLUDE PROVISIONS FOR TWO (2) UNIVERSAL CONVENIENCE OUTLET, ONE (1) SPARE OUTLET AND ONE (1) DATA CABLE OUTLET FOR EVERY PANEL. (SEE DETAIL-A)
- COLOR: PANTONE COOL GRAY 5C (SUBJECT FOR APPROVAL)

04 - WORK SURFACE

- 32mm THK MDF. HDF OR EQUIVALENT WITH 1.5mm THK HIGH PRESSURE LAMINATE (HPL) WITH T-MOULDING EDGES
- COLOR: OFF-WHITE (SUBJECT FOR APPROVAL)
- INCLUDE PROVISION FOR GROMMET CAP (SEE DETAIL-B)

05 - END SUPPORT PANEL

- 25mm THK MELAMINE BOARD CONNECTED TO WORK SURFACE BY 25mm X 25mm X 2mm THK ANGLE BAR
- COLOR: PANTONE COOL GRAY 5C (SUBJECT FOR APPROVAL)

06 - MOBILE PEDESTAL

- PEDESTAL TOP AND INTERNAL FRAMES SHALL BE COLD-ROLLED STEEL, GA. 20; EXTERIOR CASE SHALL BE GA. 22.
- MOBILE PEDESTAL SHOULD HAVE 3 DRAWERS: PENCIL (TOP), BOX(MIDDLE), FILE (BOTTOM) COLD-ROLLED STEEL, GA. 22.
- PEDESTAL BASE MUST BE ATTACHED WITH 5-50mm Ø POLYPROPYLENE CASTER WHEELS
- COLOR: PANTONE COOL GRAY 5C (SUBJECT FOR APPROVAL)

PROJECT TITLE:

**CLERICAL WORKSTATION -
LOW PANEL (TYPE 3)**

APPROVED BY:

Enrico D.J. Samaniego
ENRICO D.J. SAMANIEGO
HEAD, PMED

SHEET CONTENTS:

DETAILS
SPECIFICATION

DESIGN: PMED-TSU

DRAWN: SARA

DATE: 12 JUNIE 2021

CHECKED: M. PADUA

CHECKED: J. MISLANG

SHEET NO:

A-3

4-CWL-P-17


LAND BANK OF THE PHILIPPINES
PROJECT MANAGEMENT & ENGINEERING DEPT.
1508 M.H. DEL PILAR ST., CORNER DR. QUINTOS ST., MALATE,
MANILA



NOTES:

- WRITER DIMENSIONS ON THESE DRAWINGS SHALL HAVE PRECEDENCE OVER SCALED DIMENSIONS.
- CONTRACTOR/SUPPLIER SHALL VERIFY AND BE RESPONSIBLE FOR ALL DIMENSIONS AND CONDITIONS OF THE JOB.
- DISCREPANCIES BETWEEN DRAWINGS AND ACTUAL CONDITION MUST BE IMMEDIATELY FORWARDED TO FIELD RESOLUTION

CLASS D

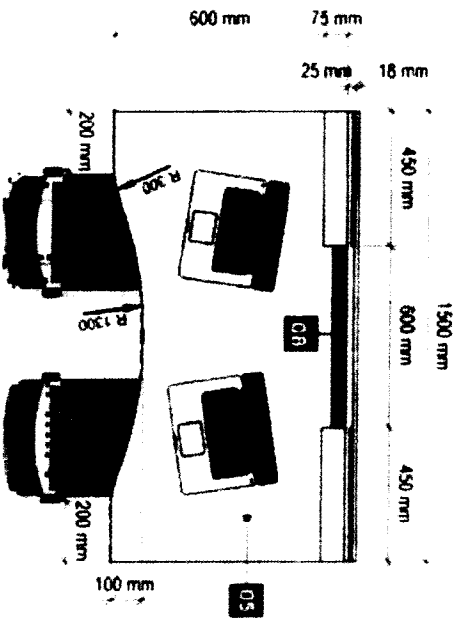


APPROVED BY:

[Signature]

EVP JULIO D. CLIMACO, JR.
MAYO, 888

PERSPECTIVE



TOP VIEW

DESCRIPTION/ SPECIFICATIONS:

- 01 - GOLD STICKER ON SINTRA BOARD BACK DROP WITH PRINTED 'LANDBANK LOGO', 'LANDBANK' AND 'DIGITAL BANKING CORNER' TEXT (WITH GOLD SHADOW EFFECT)
- 02 - 1/2" ACRYLIC SHEET WITH REVERSE STICKER WITH LED STRIP LIGHT AT THE BOTTOM PORTION
- 03 - HPL WOOD GRAIN LAMINATE ON 32MM MDF WITH 2MM THK PVC EDGING (COLOR BLACK)
- 04 - METAL LAMINATE STRIP ACCENTS ON 32MM MDF BOARD WITH 2MM THK PVC EDGING (COLOR BLACK)
- 05 - COUNTERTOP METALLIC FINISH HIGH PRESSURE LAMINATE (HPL) ON 32MM THK MDF W/ 2MM EDGING (COLOR SILVER) & COSMIC DISK OR APPROVED EQUAL)
- 06 - LEG/SIDINGS GRAY HPL ON 32MM MDF WITH 2MM THK PVC EDGING (COLOR BLACK)
- 07 - 50mm x 100mm ALUMINUM RACEWAY
- 08 - 45mm MOHAIR (COLOR BLACK)



LANDBANK OF THE PHILIPPINES
PROJECT MANAGEMENT & ENGINEERING DEPT.
1588 M.H. DEL PILAR ST. CORNER DR. QUINTOS ST. MALATE MANILA


TITLE:		RECOMMENDING APPROVAL:		DESIGNER:	TSU-P/RED	SHEET NO.:
DIGITAL BANKING CORNER (FOR SMALL BRANCH)		<i>[Signature]</i>		DATE:	1/25/2020	3
LANDBANK STANDARD DETAILS SPECIFICATIONS		DATE:		CHECKER:	LANGLANG	

REV. 2019-30-2019

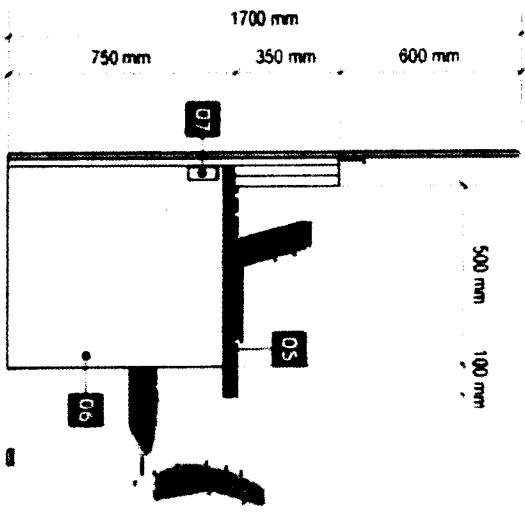
NOTES:

- WRITTEN DIMENSIONS ON THESE DRAWINGS SHALL HAVE PRECEDENCE OVER SCALED DIMENSIONS.
- CONTRACTOR/SUPPLIER SHALL VERIFY AND BE RESPONSIBLE FOR ALL DIMENSIONS AND CONDITIONS OF THE JOB.
- DISCREPANCIES BETWEEN DRAWINGS AND ACTUAL CONDITION MUST BE IMMEDIATELY FORWARDED TO PAGED RESOLUTION

CLASS D



FRONT VIEW



LEFT SIDE VIEW

APPROVED BY:

EVP
EVP JULIO D. CLIMACO, JR.

HEAD, BBS



LANDBANK OF THE PHILIPPINES
PROJECT MANAGEMENT & ENGINEERING DEPT.
1568 M.H. DEL PILAR ST. CORNER DR. QUINTOS ST. MALAYTE MANILA

TITLE:	RECOMMENDING APPROVAL:	DESIGNER:	TSU. PM/ED	SHEET NO.:
--------	------------------------	-----------	------------	------------

**DIGITAL BANKING CORNER
(FOR SMALL BRANCH)**

LANDBANK STANDARD DETAILS SPECIFICATIONS

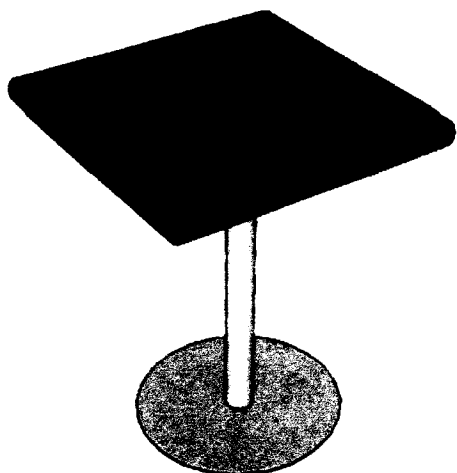
[Signature]
HEAD, PM/ED

DRAWN: N.E.S.S.A.Y.A.N.C.
DATE: 28 FEBRUARY 2020
CHECKED: J. M.S.L.A.N.G.
DATE:

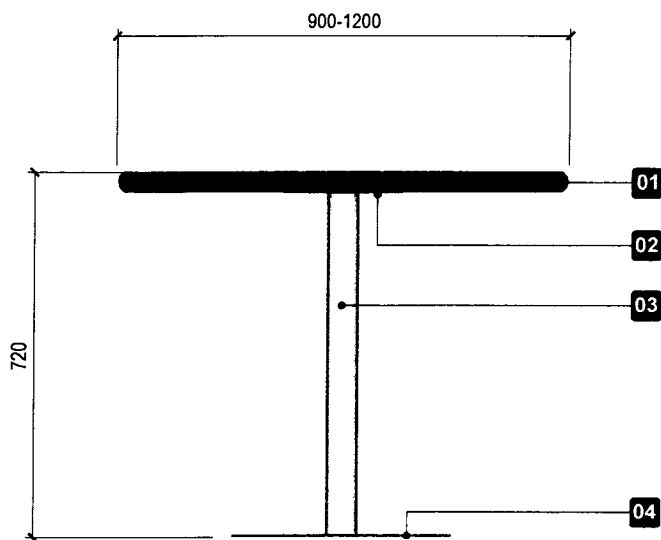
DBC

4

REV. 2108-30-2019)



PERSPECTIVE



ELEVATION

SCALE: 1:15

DESCRIPTION/ SPECIFICATION

- 01- 900-1200 mm 32mm THK MDF COUNTER WITH HIGH PRESSURE KAMINATE (COUNTER TOP AND COUNTER UNDERSIDE) W/ 2mm THK PVC EDGE BAND
- 02- 240mm Ø 2mm THK POWDER COATED FINISH METAL / STAINLESS STEEL (COUNTER TOP SUPPORT)
- 03- 60mm Ø 1.0mm THK POWDER COATED FINISH METAL / STAINLESS STEEL TUBE (LEG)
- 04- 450mm Ø 1.4mm THK POWDER COATED FINISH METAL / STAINLESS STEEL (BASE)

NOTE:

CONNECTION OF COUNTER TOP SUPPORT AND BASE TO LEG SHALL BE FULL WELD



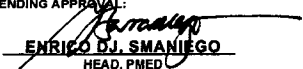
CANTEEN TABLE

GENERAL NOTES/

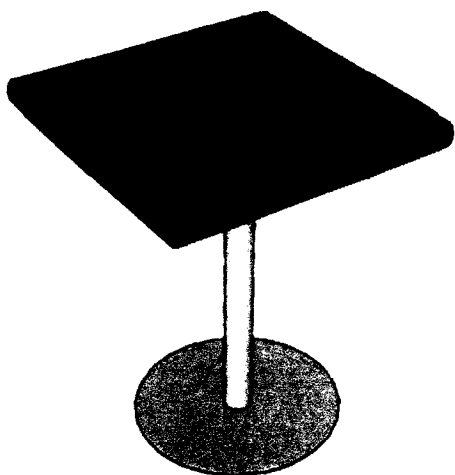
TERMS OF REFERENCE:

- a. SUPPLIER TO SUBMIT A WARRANTY CERTIFICATE OF ONE (1) YEAR AGAINST ANY DEFECT IN PRODUCT AND WORKMANSHIP.
- b. SUPPLIER TO SUBMIT DETAILED DRAWINGS PRINTED ON A4 SIZE PAPER WITH THE SUPPLIER'S OFFICIAL LETTERHEAD AND MOCK-UP UNIT TO PMED FOR POST QUALIFICATION EVALUATION.
- c. WRITTEN DIMENSION ON THE DRAWINGS SHALL HAVE PRECEDENCE OVER SCALED DIMENSIONS.
- d. SUPPLIER SHALL VERIFY AND BE RESPONSIBLE FOR ALL DIMENSIONS AND CONDITIONS ON THE JOB.
- e. DISCREPANCIES BETWEEN DRAWINGS AND ACTUAL CONDITION MUST BE IMMEDIATELY FORWARDED TO PMED FOR RESOLUTION.
- f. SUPPLIER VERIFY AND BE RESPONSIBLE FOR ALL DIMENSIONS AND CONDITIONS OF THE JOB.
- g. SUPPLIER TO COORDINATE WITH THE END-USER ON THE SCHEDULE OF THE MOBILIZATION/DELIVERY OF THE SAID ITEM.
- h. SUPPLIER TO SUBMIT (AS PART OF THE DOCUMENTARY REQUIREMENTS) TO PMED THE PHOTOS OF ACTUAL INSTALLED ITEMS. (CLOSE-UP AND FULL VIEW OF THE SAID ITEM)

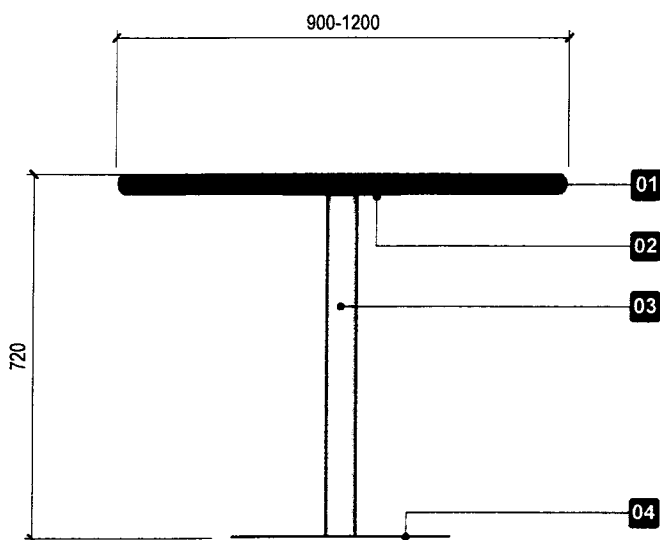
REVISION/DATE:

 <p>LANDBANK OF THE PHILIPPINES PROJECT MANAGEMENT & ENGINEERING DEPT. 1598 M.H. DEL PILAR ST., CORNER DR. QUINTOS ST., MALATE, MANILA</p>	TITLE:	DESIGN: PMED	SHEET NO:
	TABLE FOR CANTEEN	DRAWN: RENZ L.	
	LANDBANK STANDARD DETAILS AND SPECIFICATIONS	DATE: June 9, 2021	
	RECOMMENDING APPROVAL:	CHECKED: MISLANG	
 ENRICO D.J. SMANIEGO HEAD, PMED	DATE:		

D-92



PERSPECTIVE



ELEVATION

SCALE: 1:15

DESCRIPTION/ SPECIFICATION

- 01- 900-1200 mm 32mm THK MDF COUNTER WITH HIGH PRESSURE KAMINATE (COUNTER TOP AND COUNTER UNDERSIDE) W/ 2mm THK PVC EDGE BAND
- 02- 240mm Ø 2mm THK POWDER COATED FINISH METAL / STAINLESS STEEL (COUNTER TOP SUPPORT)
- 03- 60mm Ø 1.0mm THK POWDER COATED FINISH METAL / STAINLESS STEEL TUBE (LEG)
- 04- 450mm Ø 1.4mm THK POWDER COATED FINISH METAL / STAINLESS STEEL (BASE)



NOTE:

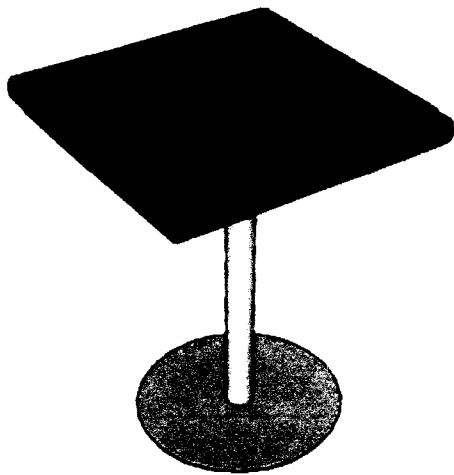
CONNECTION OF COUNTER TOP SUPPORT AND BASE TO LEG SHALL BE FULL WELD

**CANTEEN TABLE
GENERAL NOTES/
TERMS OF REFERENCE:**

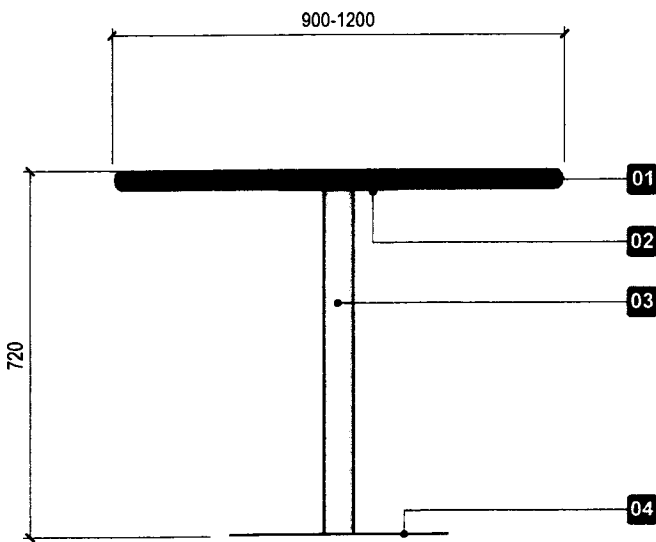
- a. SUPPLIER TO SUBMIT A WARRANTY CERTIFICATE OF ONE (1) YEAR AGAINST ANY DEFECT IN PRODUCT AND WORKMANSHIP.
- b. SUPPLIER TO SUBMIT DETAILED DRAWINGS PRINTED ON A4 SIZE PAPER WITH THE SUPPLIER'S OFFICIAL LETTERHEAD AND MOCK-UP UNIT TO PMED FOR POST QUALIFICATION EVALUATION.
- c. WRITTEN DIMENSION ON THE DRAWINGS SHALL HAVE PRECEDENCE OVER SCALED DIMENSIONS.
- d. SUPPLIER SHALL VERIFY AND BE RESPONSIBLE FOR ALL DIMENSIONS AND CONDITIONS ON THE JOB.
- e. DISCREPANCIES BETWEEN DRAWINGS AND ACTUAL CONDITION MUST BE IMMEDIATELY FORWARDED TO PMED FOR RESOLUTION.
- f. SUPPLIER VERIFY AND BE RESPONSIBLE FOR ALL DIMENSIONS AND CONDITIONS OF THE JOB.
- g. SUPPLIER TO COORDINATE WITH THE END-USER ON THE SCHEDULE OF THE MOBILIZATION/DELIVERY OF THE SAID ITEM.
- h. SUPPLIER TO SUBMIT (AS PART OF THE DOCUMENTARY REQUIREMENTS) TO PMED THE PHOTOS OF ACTUAL INSTALLED ITEMS. (CLOSE-UP AND FULL VIEW OF THE SAID ITEM)

REVISION DATE:

 <p>LANDBANK OF THE PHILIPPINES PROJECT MANAGEMENT & ENGINEERING DEPT. 1598 M.H. DEL PILAR ST., CORNER DR. QUINTOS ST., MALATE, MANILA</p>	<p>TITLE: TABLE FOR CANTEEN</p> <p>LANDBANK STANDARD DETAILS AND SPECIFICATIONS</p>	DESIGN: PMED	SHEET NO:
	<p>RECOMMENDING APPROVAL:</p> <p><i>Enrico D.J. Maniego</i> ENRICO D.J. MANIEGO HEAD, PMED</p>	DRAWN: RENZ L.	
		DATE: June 9, 2021	
		CHECKED: <i>MISLANG</i>	
	DATE:		



PERSPECTIVE



ELEVATION

SCALE: 1:15

DESCRIPTION/ SPECIFICATION

- 01- 900-1200 mm 32mm THK MDF COUNTER WITH HIGH PRESSURE KAMINATE (COUNTER TOP AND COUNTER UNDERSIDE) W/ 2mm THK PVC EDGE BAND
- 02- 240mm Ø 2mm THK POWDER COATED FINISH METAL / STAINLESS STEEL (COUNTER TOP SUPPORT)
- 03- 60mm Ø 1.0mm THK POWDER COATED FINISH METAL / STAINLESS STEEL TUBE (LEG)
- 04- 450mm Ø 1.4mm THK POWDER COATED FINISH METAL / STAINLESS STEEL (BASE)

NOTE:

CONNECTION OF COUNTER TOP SUPPORT AND BASE TO LEG SHALL BE FULL WELD

CANTEEN TABLE

GENERAL NOTES/

TERMS OF REFERENCE:

- a. SUPPLIER TO SUBMIT A WARRANTY CERTIFICATE OF ONE (1) YEAR AGAINST ANY DEFECT IN PRODUCT AND WORKMANSHIP.
- b. SUPPLIER TO SUBMIT DETAILED DRAWINGS PRINTED ON A4 SIZE PAPER WITH THE SUPPLIER'S OFFICIAL LETTERHEAD AND MOCK-UP UNIT TO PMED FOR POST QUALIFICATION EVALUATION.
- c. WRITTEN DIMENSION ON THE DRAWINGS SHALL HAVE PRECEDENCE OVER SCALED DIMENSIONS.
- d. SUPPLIER SHALL VERIFY AND BE RESPONSIBLE FOR ALL DIMENSIONS AND CONDITIONS ON THE JOB.
- e. DISCREPANCIES BETWEEN DRAWINGS AND ACTUAL CONDITION MUST BE IMMEDIATELY FORWARDED TO PMED FOR RESOLUTION.
- f. SUPPLIER VERIFY AND BE RESPONSIBLE FOR ALL DIMENSIONS AND CONDITIONS OF THE JOB.
- g. SUPPLIER TO COORDINATE WITH THE END-USER ON THE SCHEDULE OF THE MOBILIZATION/DELIVERY OF THE SAID ITEM.
- h. SUPPLIER TO SUBMIT (AS PART OF THE DOCUMENTARY REQUIREMENTS) TO PMED THE PHOTOS OF ACTUAL INSTALLED ITEMS. (CLOSE-UP AND FULL VIEW OF THE SAID ITEM)

REVISION DATE:



LANDBANK OF THE PHILIPPINES

PROJECT MANAGEMENT & ENGINEERING DEPT.

1598 M.H. DEL PILAR ST., CORNER DR. QUINTOS ST., MALATE, MANILA

TITLE:

TABLE FOR CANTEEN

LANDBANK STANDARD DETAILS AND SPECIFICATIONS

RECOMMENDING APPROVAL:

Enrico D.J. Smaniego
ENRICO D.J. SMANIEGO
HEAD, PMED

DESIGN: PMED

SHEET NO:

DRAWN: RENZ L.

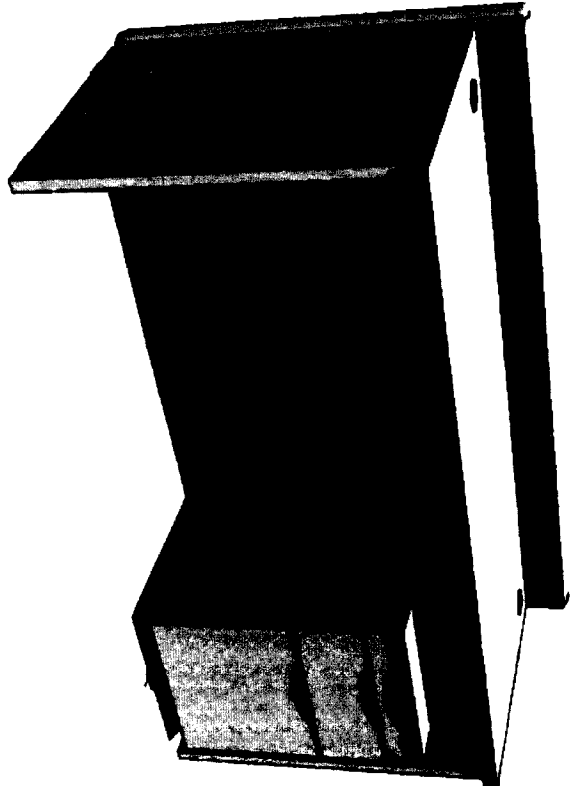
DATE: June 9, 2021

CHECKED: MISLANG

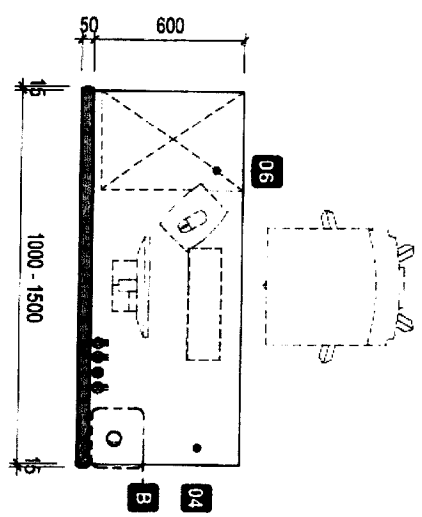
DATE:

A
2

D-94



PERSPECTIVE



PLAN
SCALE: 1:30

- DESCRIPTION**
- 01 - FABRIC PANEL (TOP PANEL)
 - 02 - PERFORATED PANEL (BOTTOM PANEL)
 - 03 - RACEWAY (MID)
 - 04 - WORK SURFACE
 - 05 - END SUPPORT PANEL
 - 06 - MOBILE PEDESTAL



LAND BANK OF THE PHILIPPINES
PROJECT MANAGEMENT & ENGINEERING DEPT.
1596 M.H. DEL PILAR ST., CORNER DR. QUINTOS ST., MALATE, MANILA

PROJECT TITLE:

**CLERICAL WORKSTATION -
LOW PANEL (TYPE 3)**

LANDBANK STANDARD DETAILS AND SPECIFICATIONS

APPROVED BY:

Enrico D. Samaniego
ENRICO D. SAMANIEGO
HEAD, PMED

SHEET CONTENTS:

PERSPECTIVE
PLAN
DESCRIPTION

DESIGN PMED-TSU

ORRN: SADA

DATE: 12 MAR 2021

CHECKED: M. PADUA

CHECKED: J. MIBLANG

SHEET NO.:

A-1

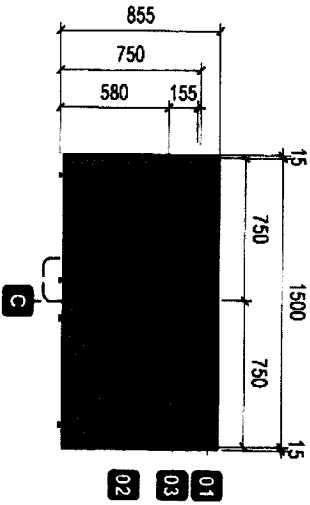
4-CWLP-17

**CLERICAL WORKSTATION
GENERAL NOTES /
TERMS OF REFERENCE:**

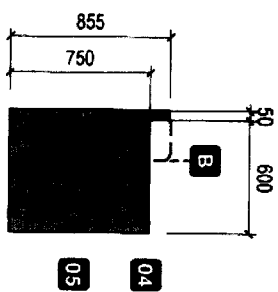
- SUPPLIER TO SUBMIT A WARRANTY CERTIFICATE OF 3 YEARS AGAINST ANY DEFECT IN PRODUCT AND WORKMANSHIP.
- SUPPLIER TO SUBMIT DETAILED DRAWINGS PRINTED ON A4 SIZE PAPER WITH THE SUPPLIERS OFFICIAL LETTERHEAD AND MOCK-UP UNIT TO PMED FOR POST QUALIFICATION EVALUATION.
- WRITTEN DIMENSION ON THE DRAWINGS SHALL HAVE PRECEDENCE OVER SCALED DIMENSIONS.
- SUPPLIER SHALL VERIFY AND BE RESPONSIBLE FOR ALL DIMENSIONS AND CONDITIONS ON THE JOB.
- DISCREPANCIES BETWEEN DRAWINGS AND ACTUAL CONDITION MUST BE IMMEDIATELY FORWARDED TO PMED FOR RESOLUTION.
- SUPPLIER TO COORDINATE WITH THE END-USER ON THE SCHEDULE OF MOBILIZATION/DELIVERY OF THE SAID ITEM.
- SUPPLIER TO SUBMIT (AS PART OF THE DOCUMENTARY REQUIREMENTS) TO PMED THE PHOTOS OF ACTUAL INSTALLED ITEMS. (CLOSE-UP AND FULL VIEW OF THE SAID ITEM)

DESCRIPTION

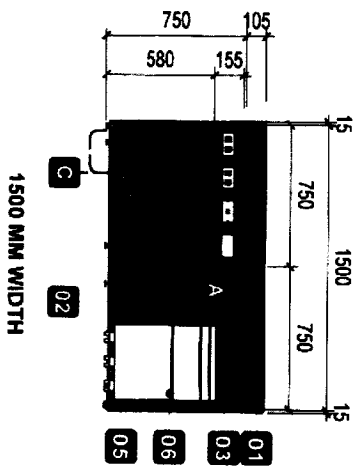
- 01 - FABRIC PANEL (TOP PANEL)
- 02 - PERFORATED PANEL (BOTTOM PANEL)
- 03 - RACEWAY (MID)
- 04 - WORK SURFACE
- 05 - END SUPPORT PANEL
- 06 - MOBILE PEDESTAL



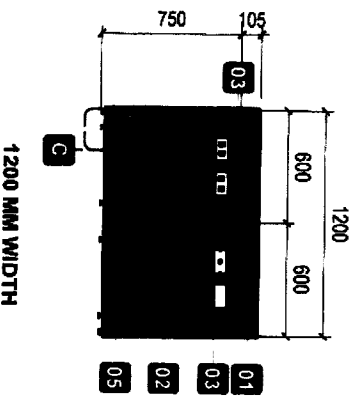
FRONT VIEW
SCALE: 1:40



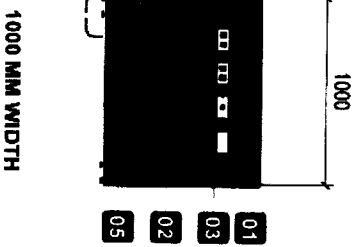
LEFT SIDE VIEW
SCALE: 1:40



REAR VIEW
SCALE: 1:40



1200 MM WIDTH



1000 MM WIDTH

1500 MM WIDTH



LAND BANK OF THE PHILIPPINES
PROJECT MANAGEMENT & ENGINEERING DEPT.
1598 M.H. DEL PILAR ST. CORNER DR. QUINTOS ST. MALATE
MANILA

**CLERICAL WORKSTATION -
LOW PANEL (TYPE 3)**

LANDBANK STANDARD DETAILS AND SPECIFICATIONS

PROJECT TITLE:

SCALE: 1:40

APPROVED BY:

3

SHEET CONTENTS:

DESIGN: PMED-TSU

DRAWN: SARA

DATE: 12 Jun 2021

CHECKED: M. PADUA

ELEVATIONS
GENERAL NOTES
DESCRIPTION

CHECKED: J. HIRLANG

DESIGN: PMED-TSU

DRAWN: SARA

DATE: 12 Jun 2021

CHECKED: M. PADUA

CHECKED: J. HIRLANG


SHEET NO:

A-2


4-CMLP-17

DESCRIPTION/SPECIFICATION

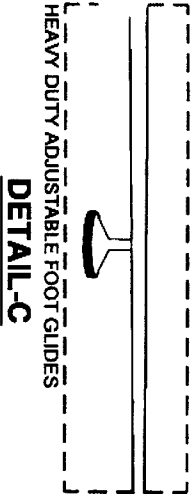
CLASS D



DETAIL-A



DETAIL-B



DETAIL-C

- 01 - FABRIC PANEL (TOP PANEL)
 - PANEL FABRIC SURFACE AREA SHOULD BE REMOVABLE AND CAN FIT BACK IN PLACE.
 - ASSEMBLED THROUGH CLIP-ON CONNECTION
 - FABRIC COLOR: PANTONE COOL GRAY 10C (SUBJECT FOR APPROVAL)
- 02 - PERFORATED METAL PANEL (BOTTOM PANEL)
 - METAL PANEL SHALL BE GA. 18 METAL SHEET ON POWDER COATED FINISH.
 - PANEL COLOR: PANTONE COOL GRAY 5C (SUBJECT FOR APPROVAL)
- PANEL SYSTEM
 - FOR SEGMENTED AND COMPOSITE PANELS INCLUDING THE ELECTRICAL AND DATA PORT ACCESS.
 - OVER-ALL PANEL HEIGHT SHALL BE 855mm.
 - WIDTH RANGING FROM 800mm, 750mm, 1000mm, 1200mm AND 1500mm
 - PANEL THICKNESS SHALL BE GA. 18 COLD ROLLED METAL WITH A MINIMUM OF 50mm THK.
 - FRAMES SHALL BE GA. 18 (MIN) COLD ROLLED SHEET WITH NON-CORROSIVE PAINT FINISH.
 - FABRICATION SHALL BE LIGHTWEIGHT WITH FINE DETAILS.
 - COLOR: PANTONE COOL GRAY 5C (SUBJECT FOR APPROVAL)
 - CAPING SHALL BE ALUMINIUM ON POWDER COATED FINISH.
 - PROVIDE HEAVY DUTY FOOT GUIDES FOR ALL PARTITIONS. (SEE DETAIL-C)
 - COLOR: PANTONE COOL GRAY 5C (SUBJECT FOR APPROVAL)
- 03 - RACEWAY
 - SHOULD BE ABLE TO ACCOMMODATE A MINIMUM OF TEN (10) WIRES AND TEN (10) CABLES.
 - RACEWAY HEIGHT MUST RANGE FROM 150mm to 200mm; INCLUDE PROVISIONS FOR TWO (2) UNIVERSAL CONVENIENCE OUTLET, ONE (1) SPARE OUTLET AND ONE (1) DATA CABLE OUTLET FOR EVERY PANEL. (SEE DETAIL-A)
 - COLOR: PANTONE COOL GRAY 5C (SUBJECT FOR APPROVAL)
- 04 - WORK SURFACE
 - 32mm THK MDF, HDF OR EQUIVALENT WITH 1.5mm THK HIGH PRESSURE LAMINATE (HPL) WITH T-MOULDING EDGES
 - COLOR: OFF-WHITE (SUBJECT FOR APPROVAL)
 - INCLUDE PROVISION FOR GROMMET CAP (SEE DETAIL-B)
- 05 - END SUPPORT PANEL
 - 25mm THK MELAMINE BOARD CONNECTED TO WORK SURFACE BY 25mm X 25mm X 2mm THK ANGLE BAR
 - COLOR: PANTONE COOL GRAY 5C (SUBJECT FOR APPROVAL)
- 06 - MOBILE PEDESTAL
 - PEDESTAL TOP AND INTERNAL FRAMES SHALL BE COLD-ROLLED STEEL, GA. 20; EXTERIOR CASE SHALL BE GA. 22
 - MOBILE PEDESTAL SHOULD HAVE 3 DRAWERS: PENCIL (TOP), BOX(MIDDLE), FILE (BOTTOM) COLD-ROLLED STEEL, GA. 22
 - PEDESTAL BASE MUST BE ATTACHED WITH 5-50mm Ø POLYPROPYLENE CASTER WHEELS
 - COLOR: PANTONE COOL GRAY 5C (SUBJECT FOR APPROVAL)

PROJECT TITLE:	APPROVED BY:	SHEET CONTENTS:	DESIGN	DATE	CHECKED	DATE	CHECKED	SHEET NO:
CLERICAL WORKSTATION - LOW PANEL (TYPE 3)		DETAILS SPECIFICATION	PMD-13U	12 JUNE 2021	M. PAQUA			A-3
			LANDBANK STANDARD DETAILS AND SPECIFICATIONS	HEAD, PMED	J. MRSIANG			

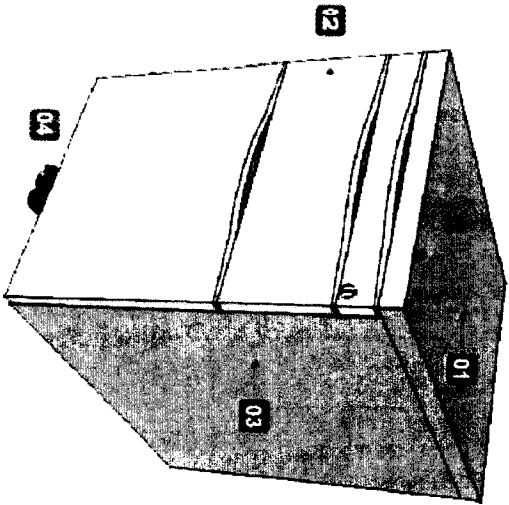
LAND BANK OF THE PHILIPPINES
PROJECT MANAGEMENT & ENGINEERING DEPT.
1598 M.H. DEL PILAR ST., CORNER DR. QUINTOS ST., MALATE, MANILA

3 DRAWER MOBILE PEDESTAL

GENERAL NOTES/TERMS OF REFERENCE:

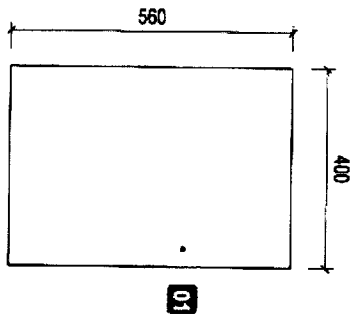
SUPPLIER MUST SUBMIT WARRANTY CERTIFICATE OF 3 YEARS FOR THE ITEM.

- a. SUPPLIER TO SUBMIT : WARRANTY FROM ANY DEFECT IN WORKMANSHIP.
- b. SUPPLIER TO SUBMIT DETAILED DRAWINGS PRINTED ON A4 SIZE PAPER WITH THE SUPPLIER'S OFFICIAL LETTERHEAD AND MOCK-UP UNIT TO PMED FOR POST QUALIFICATION EVALUATION.
- c. WRITTEN DIMENSION ON THE DRAWINGS SHALL HAVE PRECEDENCE OVER SCALED DIMENSIONS.
- d. SUPPLIER TO SUBMIT SHOP DRAWINGS TO PMED FOR APPROVAL PRIOR TO FABRICATION.
- e. SUPPLIER TO COORDINATE WITH THE END-USER ON THE SCHEDULE OF MOBILIZATION/DELIVERY OF THE SAID ITEM.
- f. SUPPLIER TO SUBMIT (AS PART OF THE DOCUMENTARY REQUIREMENTS) TO PMED THE PHOTOS OF ACTUAL INSTALLED ITEMS (CLOSE-UP AND FULL VIEW OF THE SAID ITEM).

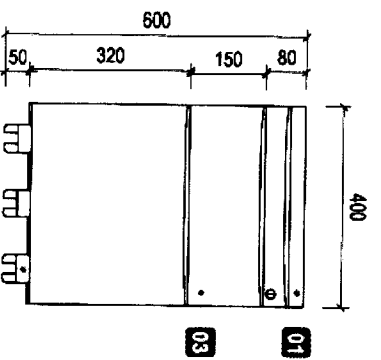


PERSPECTIVE

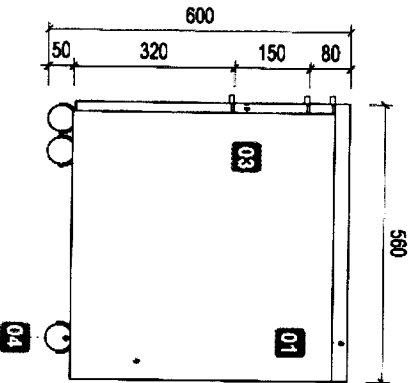
- DESCRIPTION**
- 01 - TOP
 - 02 - DRAWERS
 - 03 - CASE
 - 04 - WHEELS



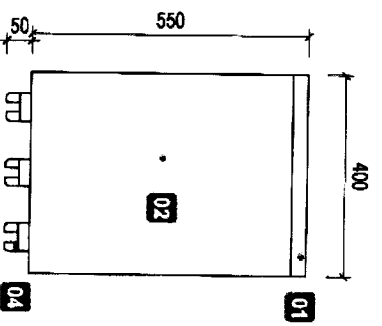
TOP VIEW
SCALE 1:15



FRONT VIEW
SCALE 1:15



TYPICAL SIDE VIEW
SCALE 1:15



REAR VIEW
SCALE 1:15

LANDBANK OF THE PHILIPPINES

PROJECT MANAGEMENT & ENGINEERING DEPT.
1598 M. H. DEL PILAR ST., CORNER DR. QUINTOS ST., MALABE, MANILA



TITLE:

3 DRAWER MOBILE PEDESTAL

LANDBANK STANDARD DETAILS AND SPECIFICATIONS

APPROVED BY:

[Signature]
EMERICO D.J. SANTIAGO
HEAD, PMED

SHEET CONTENT:

PERSPECTIVE
PLAN
ELEVATIONS
DESCRIPTION
GENERAL NOTES

DESIGN :

PAED-TSU

SHEET NO.

DRAWN :

N. NESS

DATE :


11/11/2011

CHECKED :

J. MANSIANG

DATE :

11/11/2011



DESCRIPTION / SPECIFICATION

CLASS D

01 - TOP

- PEDESTAL TOP SHOULD BE ATTACHED TO THE PEDESTAL CASE BY ARC WELD PROCESS. IT SHALL BE COLD-ROLLED STEEL, GAUGE 20, PAINTED WITH POWDER COAT FINISH COLOR GRAY, PANTONE 423c (SUBJECT FOR APPROVAL).
- LOCKS SHALL BE PROVIDED WITH THE REPLACEABLE LOCKING SYSTEM WHICH SECURES ALL DRAWERS IN SINGLE ACTION. LOCKS SHALL BE FIELD-INSTALLED BY EXPERIENCED INSTALLER. LOCK BAR SHALL BE GAUGE 16 STEEL AND ATTACHED TO THE FRONT FRAME ON TOP BY A GLASS REINFORCED NYLON RETAINING CLIP OR AS PER MANUFACTURER'S STANDARD. LOCKSHELL HOUSING AND ADAPTER SHALL BE MADE OF DIE-CAST ZINC. SHALL FIT INTO THE LOCK ASSEMBLY AND SHALL BE KEYPED OPERATED. THE MOULDED LOCK HOUSING SHALL BE ATTACHED TO THE PEDESTAL TOP EDGE BY TWO (2) PUSH NUTS OR AS PER MANUFACTURER'S STANDARD.

1 - DRAWERS

- MOBILE PEDESTAL SHOULD HAVE 3 DRAWERS (PENCIL, BOX, AND FILE DRAWERS).
 - DRAWER FRONTS SHALL BE COLD-ROLLED, GAUGE 22, DRAWERS SHALL BE FINISHED WITH EPOXY USING POWDER COAT PROCESS COLOR GRAY, PANTONE 423c (SUBJECT FOR APPROVAL). FRONTS SHALL BE ATTACHED TO THE DRAWERS USING SHEET METAL SCREWS. DRAWERS SHALL BE ATTACHED TO THE CASE BY A DRAWER SLIDES/GUIDES.
 - DRAWER SLIDES/GUIDES ON PENCIL AND BOX DRAWERS CAN BE PULLED UP TO 3/4 OF THE TOTAL DEPTH OF THE DRAWER MADE OF GAUGE 18, COLD-MILLED STEEL WITH ELECTRO-ZINC PLATE, CHROME COATED FINISH AND SHALL OPERATE OF NYLON ROLLERS. SLIDE/GUIDE LANCES SHALL FIT INTO DRAWER BAYONETS AND SECURED BY SCREWS OR EQUIVALENT.
- DRAWER SLIDES/GUIDES ON FILE AND DRAWERS SHALL BE FULL EXTENSION AND SHOULD HAVE A FILE CONVERTER/DIVIDER MADE OF GAUGE 18, DIE-FORMED STEEL FINISHED WITH EPOXY USING POWDER COATED PROCESS COLOR GRAY, PANTONE 423c (SUBJECT FOR APPROVAL).
- DRAWER PULL HANDLES SHOULD BE PATTERNED BASED ON THE PLANS.
 - MINIMUM LOAD WEIGHT CAPACITY REQUIRED:
 - PENCIL DRAWER - 3.86 kg
 - BOX DRAWER
 - 7.03 kg FOR 508 mm DEEP DRAWERS
 - 8.73 kg FOR 610 mm DEEP DRAWERS
 - 10.86 kg FOR 711 mm DEEP DRAWERS
 - 16.33 kg FOR 808 mm DEEP DRAWERS
 - 20.24 kg FOR 610 mm DEEP DRAWERS
 - 24.78 kg FOR 711 mm DEEP DRAWERS
 - FILE DRAWER

03 - CASE

- VERTICAL AND HORIZONTAL INTERNAL FRAME SHALL BE GAUGE 20, COLD ROLLED STEEL SUBASSEMBLES. THE EXTERIOR CASE SHALL BE GAUGE 22, COLD ROLLED STEEL AND SHALL BE RESISTANCE (SPOT) WELDED TO THE FRAME. THE CASE AND FRAME SHALL BE POWDER COAT FINISHED COLOR GRAY, PANTONE 423c (SUBJECT FOR APPROVAL).

04 - WHEELS

- BASE SHALL BE ATTACHED WITH 5-50mm Ø POLYPROPYLENE CASTER WHEELS.

OTHER NOTES:

- DEPTH TO FIT 610 mm & 762 mm STRAIGHT & CORNER SURFACES OR AS PER MANUFACTURERS STANDARD
- WIDTH SHOULD BE 381 mm OR AS PER MANUFACTURERS STANDARD.
- SHALL HAVE LOCATOR PINS THAT FIT INTO A SLOT IN THE BOTTOM OF THE WORK SURFACE TO SECURE THE PEDESTAL IN PLACE AND KEEP IT ALIGNED



LANDBANK OF THE PHILIPPINES

PROJECT MANAGEMENT & ENGINEERING DEPT.
1588 M.H. DEL PILAR ST., CORNER DR. QUINTOS ST., MANILA

TITLE:

3 DRAWER MOBILE PEDESTAL

LANDBANK STANDARD DETAILS AND SPECIFICATIONS

APPROVED BY:

[Signature]
EMILIO D.L. SAMANIEGO
HEAD, H&E

SHEET CONTENT:

SPECIFICATION DESCRIPTION

DESIGN : PWED-TSU

DRAWN : N. NESS


DATE : 05/07/2018

CHECKED : MISLANG

DATE :

SHEET NO.

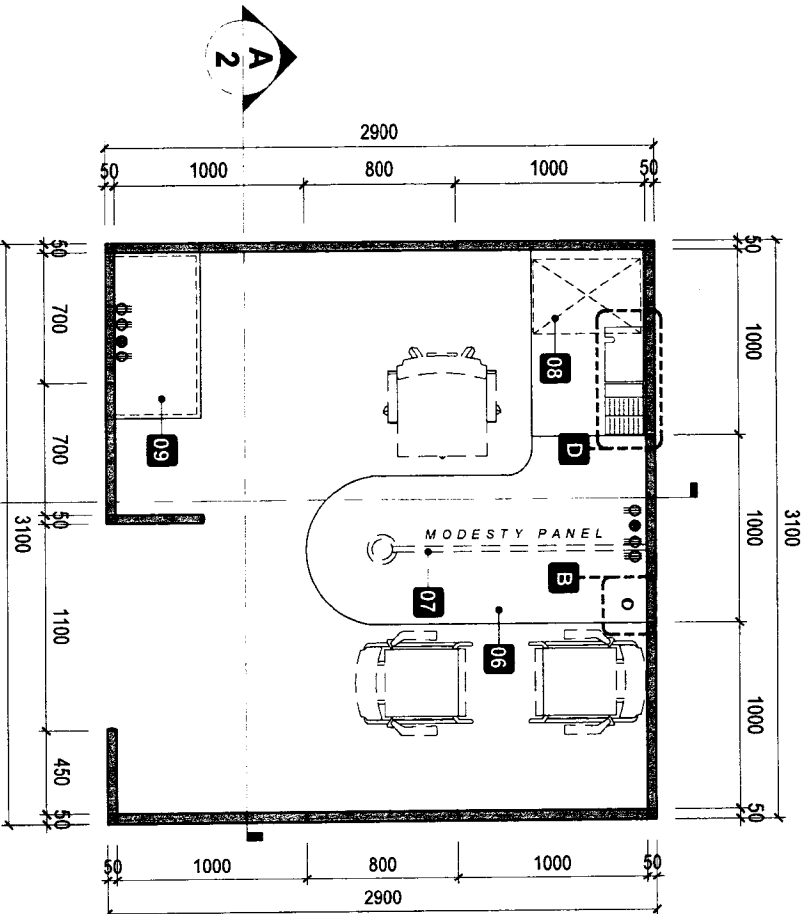
A
2



PERSPECTIVE

DESCRIPTION

- 01 - GLASS PANEL (TOP PANEL)
- 02 - FABRIC PANEL (TOP/MID PANEL)
- 03 - PERFORATED PANEL (BOTTOM PANEL)
- 04 - METAL GRILLE PANEL
- 05 - RACEWAY (MID PANEL)
- 06 - WORK SURFACE
- 07 - MODESTY PANEL
- 08 - MOBILE PEDESTAL
- 09 - 2-DRAWER LATERAL FILING CABINET



PLAN

SCALE: 1:40

MANAGER'S CUBICLE (TYPE 2)

TITLE:

APPROVED BY:

SHEET CONTENT:

SHEET NO. 1

LANDBANK

PROJECT MANAGEMENT & ENGINEERING DEPT.
 15901 DEL PUERTO STREET, CARMEN, SAN JUAN, P.R. 00983

RECOMMENDED BY:

[Signature]
 JUAN LEBEN V. MARLAN
 TECHNICAL SUPPORT UNIT - P-400

REVIEWED BY:

MCP

DRAWN BY:

SSB

REVISIONS:

DATE: 24 FEBRUARY 2022

[Signature]
 DM FRANCISCO D.J. SANMATEO
 PROJECT MANAGEMENT
 AND ENGINEERING DEPARTMENT

PERSPECTIVE
 DESCRIPTION
 PLAN

1

**MANAGER'S CUBICLE
GENERAL NOTES /
TERMS OF REFERENCE:**

- SUPPLIER TO SUBMIT A WARRANTY CERTIFICATE OF 3 YEARS AGAINST ANY DEFECT IN PRODUCT AND WORKMANSHIP.
- SUPPLIER TO SUBMIT DETAILED DRAWINGS PRINTED ON A4 SIZE PAPER WITH THE SUPPLIER'S OFFICIAL LETTERHEAD AND MOCK-UP UNIT TO PMED FOR POST QUALIFICATION EVALUATION.
- WRITTEN DIMENSION ON THE DRAWINGS SHALL HAVE PRECEDENCE OVER SCALED DIMENSIONS.
- SUPPLIER SHALL VERIFY AND BE RESPONSIBLE FOR ALL DIMENSIONS AND CONDITIONS ON THE JOB.
- DISCREPANCIES BETWEEN DRAWINGS AND ACTUAL CONDITION MUST BE IMMEDIATELY FORWARDED TO PMED FOR RESOLUTION.
- SUPPLIER VERIFY AND BE RESPONSIBLE FOR ALL DIMENSIONS AND CONDITIONS OF THE JOB.
- SUPPLIER TO COORDINATE WITH THE END-USER ON THE SCHEDULE OF MOBILIZATION/DELIVERY OF THE SAID ITEM.
- SUPPLIER TO SUBMIT (AS PART OF THE DOCUMENTARY REQUIREMENTS) TO PMED THE PHOTOS OF ACTUAL INSTALLED ITEMS. (CLOSE-UP AND FULL VIEW OF THE SAID ITEM)

SPECIFICATION

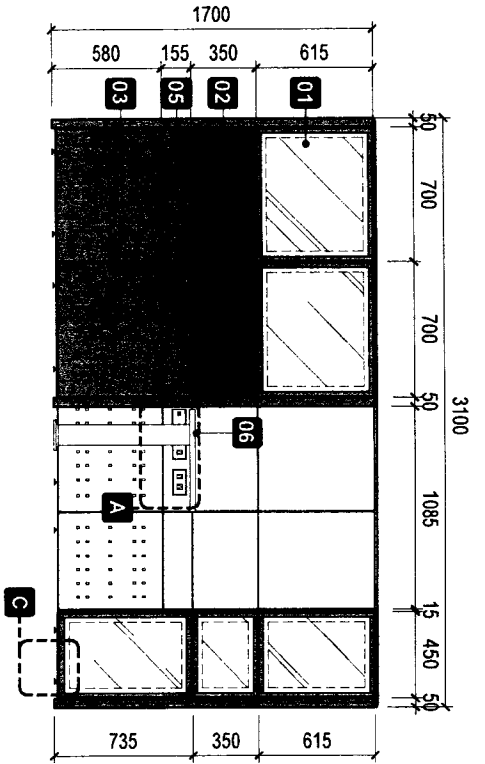
- 01 - GLASS PANEL (TOP PANEL)
- 02 - FABRIC PANEL (TOP/MID PANEL)
- 03 - PERFORATED PANEL (BOTTOM PANEL)
- 04 - METAL GRILLE PANEL
- 05 - RACEWAY
- 06 - WORK SURFACE
- 07 - MOBILE PEDESTAL
- 08 - MODESTY PANEL
- 09 - 2-DRAWER LATERAL FILING CABINET

SHEET CONTENT:


ELEVATIONS
GENERAL NOTES
SPECIFICATION

SHEET NO:

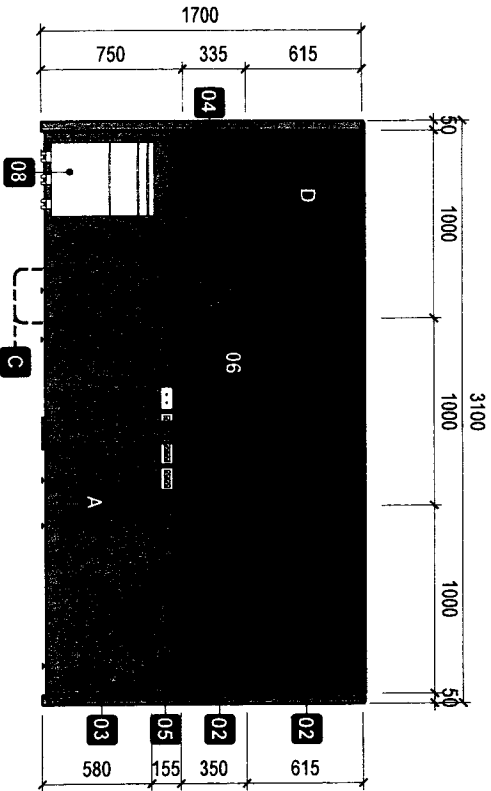
2
4



FRONT VIEW
SCALE: 1:40



LEFT SIDE VIEW
SCALE: 1:40



SECTION A
SCALE: 1:40

MANAGER'S CUBICLE (TYPE 2)

LANDBANK
PROJECT MANAGEMENT & ENGINEERING DEPT.
15844H DE PLAIN ST., CONCORDON CAMPOS ST. MALATE BAKULA

TITLE:
RECOMMENDED BY: *Alben V. Ansilang*
DRAWN BY: SBB
DATE: 24 FEBRUARY 2022


APPROVED BY: *DM Francisco D. Samaliego*
PROJECT MANAGEMENT AND ENGINEERING DEPARTMENT

**MANAGER'S CUBICLE
GENERAL NOTES /
TERMS OF REFERENCE:**

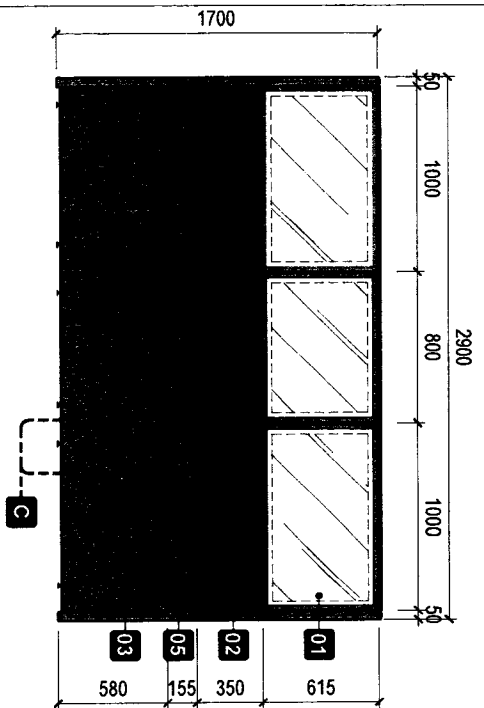
- SUPPLIER TO SUBMIT A WARRANTY CERTIFICATE OF 3 YEARS AGAINST ANY DEFECT IN PRODUCT AND WORKMANSHIP.
- SUPPLIER TO SUBMIT DETAILED DRAWINGS PRINTED ON A4 SIZE PAPER WITH THE SUPPLIER'S OFFICIAL LETTERHEAD AND MOCK-UP UNIT TO PMED FOR POST QUALIFICATION EVALUATION.
- WRITTEN DIMENSION ON THE DRAWINGS SHALL HAVE PRECEDENCE OVER SCALED DIMENSIONS.
- SUPPLIER SHALL VERIFY AND BE RESPONSIBLE FOR ALL DIMENSIONS AND CONDITIONS ON THE JOB.
- DISCREPANCIES BETWEEN DRAWINGS AND ACTUAL CONDITION MUST BE IMMEDIATELY FORWARDED TO PMED FOR RESOLUTION.
- SUPPLIER VERIFY AND BE RESPONSIBLE FOR ALL DIMENSIONS AND CONDITIONS OF THE JOB.
- SUPPLIER TO COORDINATE WITH THE END-USER ON THE SCHEDULE OF MOBILIZATION/DELIVERY OF THE SAID ITEM.
- SUPPLIER TO SUBMIT (AS PART OF THE DOCUMENTARY REQUIREMENTS) TO PMED THE PHOTOS OF ACTUAL INSTALLED ITEMS. (CLOSE-UP AND FULL VIEW OF THE SAID ITEM)

SPECIFICATION

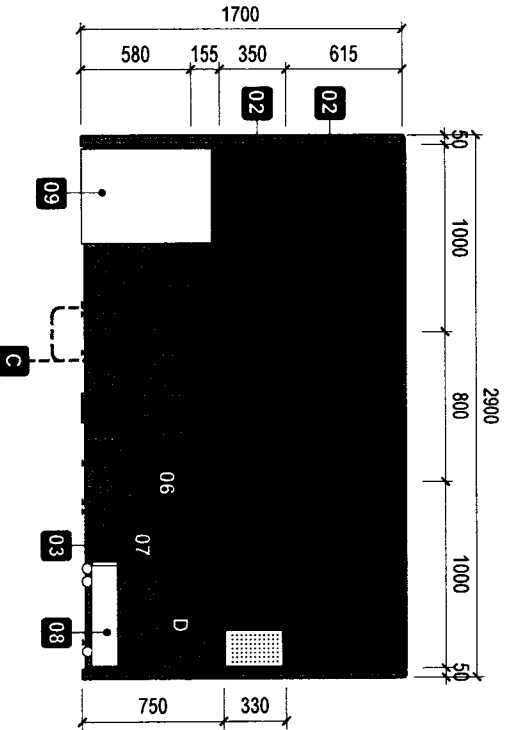
- FABRIC PANEL (TOP PANEL)
- FABRIC PANEL (TOP/MID PANEL)
- PERFORATED PANEL (BOTTOM PANEL)
- METAL GRILLE PANEL
- RACEWAY
- WORK SURFACE
- MOBILE PEDESTAL
- MODESTY PANEL
- 2-DRAWER LATERAL FILING CABINET



REAR VIEW
SCALE: 1:40



RIGHT SIDE VIEW
SCALE: 1:40



SECTION B
SCALE: 1:40


MANAGER'S CUBICLE (TYPE 2)

TITLE: _____
 RECOMMENDED BY: *[Signature]*
 APPROVED BY: *[Signature]*
 DATE: 24 FEBRUARY 2022
 MGP: _____
 OAWM: _____
 SBB: _____

APPROVED BY: *[Signature]*
 PROJECT MANAGER
 AND ENGINEERING DEPARTMENT

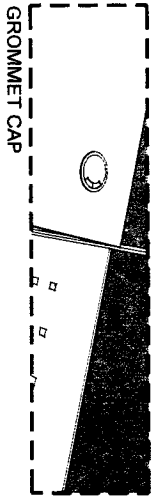
SHEET CONTENT: ELEVATIONS
 GENERAL NOTES
 SPECIFICATION
 SHEET NO.: **3**
4

D-102

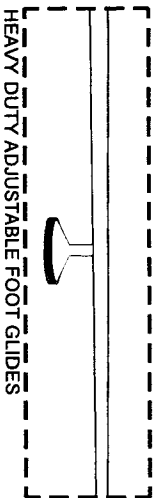


RACEWAY WITH 1 DATA CABLE OUTLET, 2 UNIVERSAL CONVENIENCE OUTLETS AND 1 SPARE OUTLET


DETAIL-A



DETAIL-B



DETAIL-C



DETAIL-D

DESCRIPTION/SPECIFICATION

- 01 - GLASS PANEL (TOP PANEL)
 - DOUBLE GLASS PANEL SHALL BE 6mm THK TEMPERED WITH 50mm THK ALUMINUM FRAME ON POWDER COATED FINISH
 - ASSEMBLED THROUGH CLIP-ON CONNECTION
 - COLOR: LIGHT GRAY (SUBJECT FOR APPROVAL)
- 02 - FABRIC PANEL (TOP/BOTTOM PANEL)
 - PANEL FABRIC SURFACE AREA SHOULD BE REMOVABLE AND CAN FIT BACK IN PLACE
 - ASSEMBLED THROUGH CLIP-ON CONNECTION
 - FABRIC COLOR: GRAY (SUBJECT FOR APPROVAL)
- 03 - PERFORATED METAL PANEL (BOTTOM PANEL)
 - METAL PANEL SHALL BE GA.18 METAL SHEET ON POWDER COATED FINISH
 - PANEL COLOR: LIGHT GRAY (SUBJECT FOR APPROVAL)
- PANEL SYSTEM
 - FOR SEGMENTED AND COMPOSITE PANELS INCLUDING THE ELECTRICAL AND DATA PORT ACCESS.
 - OVER-ALL PANEL HEIGHT SHALL BE 1700mm.
 - WIDTH RANGING FROM 300mm, 450mm, 600mm, 750mm, 900mm, 1000mm, 1500mm and 1800mm.
 - PANEL THICKNESS SHALL BE GA. 18 COLD ROLLED METAL WITH A MINIMUM OF 50mm THK. FRAMES SHALL BE GA.18 (MIN) COLD ROLLED SHEET WITH NON-CORROSIVE PAINT FINISH.
 - FABRICATION SHALL BE LIGHTWEIGHT WITH FINE DETAILS.
 - COLOR: LIGHT GRAY (SUBJECT FOR APPROVAL)
 - CAPPING SHALL BE ALUMINUM ON POWDER COATED FINISH.
 - PROVIDE HEAVY DUTY FOOT GUIDES FOR ALL PARTITIONS. (SEE DETAIL-C)
 - COLOR: LIGHT GRAY (SUBJECT FOR APPROVAL)
- 04 - METAL GRILLE PANEL WITH IN AND OUT TRAYS
 - PANEL SHALL BE GA.18 (MIN) COLD ROLLED SHEET ON POWDER COATED FINISH.
 - PROVIDE SLOTS FOR IN AND OUT TRAYS.
 - COLOR: LIGHT GRAY (SUBJECT FOR APPROVAL)
 - IN AND OUT TRAYS SHALL BE GA.18 COLD ROLLED SHEET ON POWDER COATED FINISH.
 - TRAY SLOTS TO BE FIRMLY ATTACHED TO METAL GRILLE FRAME. (SEE DETAIL-D)
- 05 - RACEWAY (MID)
 - SHOULD BE ABLE TO ACCOMMODATE A MINIMUM OF TEN (10) WIRES AND TEN (10) CABLES.
 - RACEWAY HEIGHT MUST BE 150mm; INCLUDE PROVISIONS FOR TWO (2) UNIVERSAL CONVENIENCE OUTLET ONE (1) SPARE OUTLET AND ONE (1) DATA CABLE OUTLET FOR EVERY PANEL. (SEE DETAIL-A)
 - COLOR: LIGHT GRAY (SUBJECT FOR APPROVAL)
- 06 - WORK SURFACE
 - 32mm THK MDF, HDF OR EQUIVALENT WITH 1.5mm THK HIGH PRESSURE LAMINATE (HPL) WITH T-MOULDING EDGES
 - COLOR: OFF-WHITE (SUBJECT FOR APPROVAL)
 - INCLUDE PROVISION FOR GROMMET CAP (SEE DETAIL-B)
- 07 - MODESTY PANEL
 - GA. 18 COLD ROLLED METAL SHEET ON POWDER COATED FINISH.
 - COLOR: LIGHT GRAY (SUBJECT FOR APPROVAL)
- 08 - MOBILE PEDESTAL
 - PEDESTAL TOP AND INTERNAL FRAMES SHALL BE COLD-ROLLED STEEL, GA. 20; EXTERIOR CASE SHALL BE GA. 22.
 - MOBILE PEDESTAL SHOULD HAVE 3 DRAWERS: PENCIL (TOP), BOX(MIDDLE), FILE (BOTTOM) COLD-ROLLED STEEL, GA. 22.
 - PEDESTAL BASE MUST BE ATTACHED WITH 5-50mm Ø POLYPROPYLENE CASTER WHEELS
 - COLOR: LIGHT GRAY (SUBJECT FOR APPROVAL)
- 09 - TWO (2) - DRAWER LATERAL FILING CABINET
 - GA. 18 COLD ROLLED METAL SHEET WITH BENDED SIDES ON POWDER COATED FINISH
 - DRAWER FACE: GA. 18 COLD ROLLED METAL WITH BENDED SIDES AND HANDLE
 - COLOR: LIGHT GRAY (SUBJECT FOR APPROVAL)

MANAGER'S CUBICLE (TYPE 2)

TITLE:
RECOMMENDED BY: *[Signature]*
APPROVED BY: *[Signature]*
DATE: 24 FEBRUARY 2022

REVISIONS:
NO. DESCRIPTION
1 MGP
2 SBB

APPROVED BY: *[Signature]*
D. MARIANO D. J. S. MANIAGO
PROJECT MANAGEMENT AND ENGINEERING DEPARTMENT

SHEET NO.: 4
SHEET CONTENT: DETAILS DESCRIPTION/SPECIFICATIONS